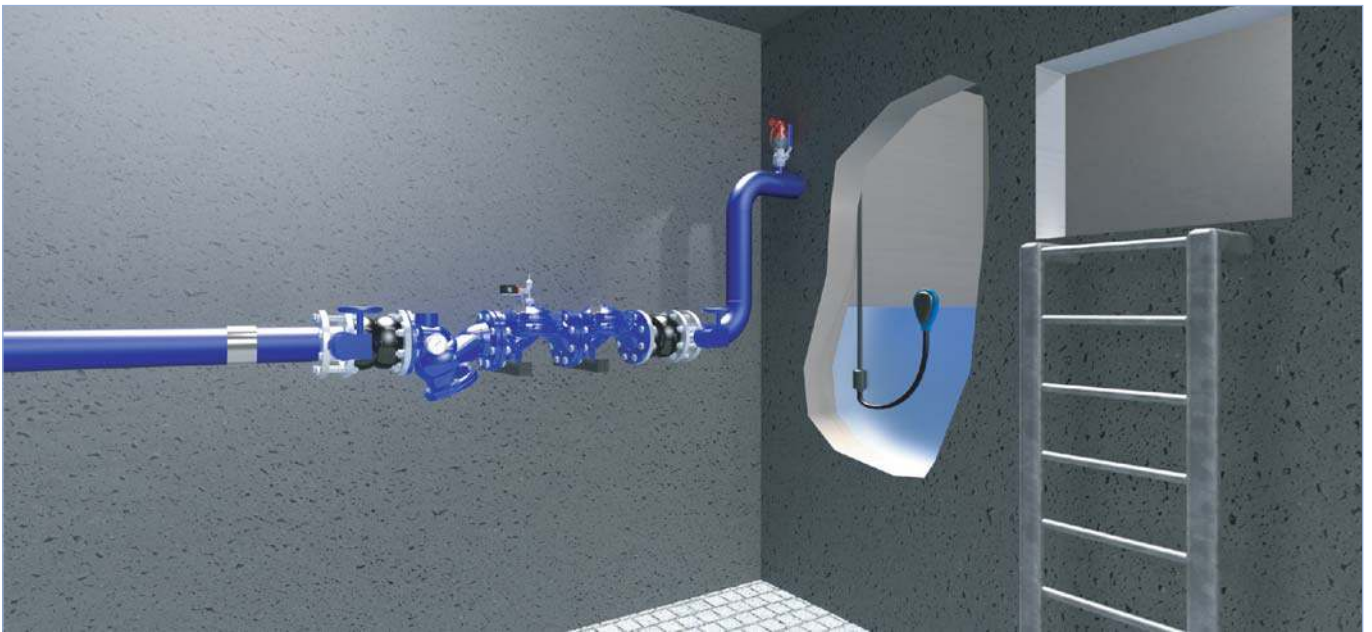


Level Control Valve with Bi-Level Electrical Float

Hydraulically operated control valve that controls reservoir filling and reservoir level.

Reservoir filling is in response to a Bi-level electric float switch signal opening at a pre-set low level and shutting off at a pre-set high level. BERMAD 400 series valves are hydraulically operated, simple and reliable, globe valves with full bore hydrodynamic body providing an unobstructed flow path and superior performance.

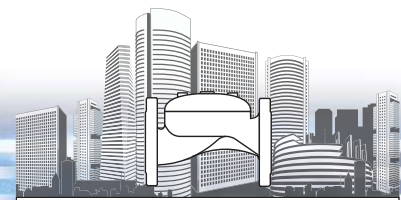
The valves balanced rolling-diaphragm assembly is vulcanized with a rugged radial seal disk construction, performing as the valves only moving part.



For illustration only

Typical Application

- Level control in water reservoirs of buildings, including basement and roof-top reservoirs, pressure breaking tanks, emergency water storage, and so others
- Priority and backup management of reservoirs
- Electrical emergency override in hydraulic level control systems
- Duty cycle and valve prioritizing management in multi-branch systems

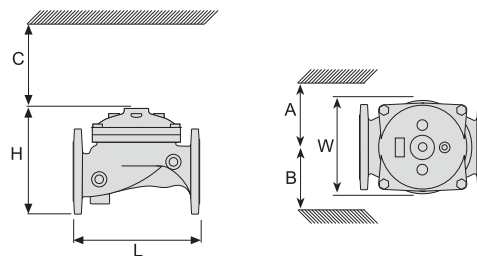


Features and Benefits

- High quality construction materials ensure reliable, long lasting operation
- Full bore valve port area and hydrodynamic body ensure unobstructed flow path; minimal pressure loss with low cavitation damage
- Fully supported and balanced rolling diaphragm – low actuation pressure and excellent low flow regulation performance
- Straightforward design of three major components – easy and simple on-site inline maintenance with minimal down time
- Ensures uninterrupted supply to building occupants dependent on the reservoir system for their water needs
- Specially designed for emergency water reservoirs where long standby periods are expected
- Electrical operation. Low voltage and low current NO and NC solenoids
- 3-way solenoid control provides powered closing under low pressure conditions

Technical Data

Size		Kv	A,B	C	L	H	W			Weight (kg)	
DN	Inch						Thr	Fla	Gro	Th/Fl	Gro
50	2"	57	330	68	205	155	119	155	119	9	5
65	2½"	78	340	110	205	178	129	178	n/a	10.5	10.5
80	3"	136	350	125	250	210	170	200	170	19	10.6
100	4"	204	360	145	320	242	n/a	223	204	28	16.2
150	6"	458	400	205	415	345	n/a	306	306	68	49
200	8"	781	430	260	500	430	n/a	365	n/a	125	125



End Connections:

Grooved: ANSI C606

Flanged: ISO 7005-2 (PN10 & 16); ANSI B16.42 (#150)

Threaded: ISO-7-Rp or NPT

Others: Available on request

Pressure Rating: 16 bar (230 psi)

Valve Pattern: Globe & Angle (2"-4")

Working Temperature: Water up to 60°C (140°F)

Main Construction Materials:

Body, Cover and Actuator: Ductile Iron

Internals: Stainless Steel & Elastomer

Control Trim System: Brass control components / accessories

Copper & Brass tubing & fittings

Optional: Stainless Steel 316

Elastomers: Nylon fabric Reinforced NR with rugged insert

Coating / colour: Electrostatic Polyester Powder Blue

Optional: Epoxy Fusion-Bonded Blue

For other optional materials consult BERMAD

How to Order

Please specify the requested valve in the following sequence:

Size	Model	Category	End Connections
	450-65	BP	
2"			Flanged ISO-16 16
2½"			ANSI-150 A5
3"			ABNT-16 B6
4"			Threaded BSP BP
6"			NPT NP
8"			Grooved ANSI C606 V1