


## Level Control Valve with Modulating Vertical Float

Hydraulically operated control valve that controls reservoir filling and reservoir level in buildings' water supply systems of heating and cooling facilities.

Reservoir filling is in response to a hydraulically controlled modulating vertical float that maintains a constant water level, regardless of fluctuating demand.

BERMAD 400 series valves are hydraulically operated, simple and reliable, globe valves with full bore hydrodynamic body providing an unobstructed flow path and superior performance.

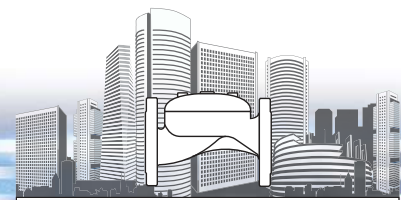
The valves balanced rolling-diaphragm assembly is vulcanized with a rugged radial seal disk construction, performing as the valves only moving part.



For illustration only

### Typical Application

- Cooling towers applications; level control of make-up water and bleed water collection tanks
- Closed-loop heating/cooling systems; open tanks level control
- Heating/cooling systems; level control of treated water feeding tanks
- Constant level control in intensively operated water systems where maintaining a full tank level is required

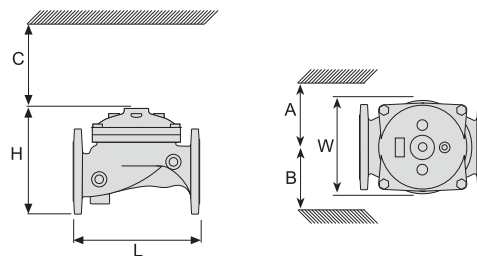


### Features and Benefits

- High quality construction materials ensure reliable, long lasting operation
- Full bore valve port area and hydrodynamic body ensure unobstructed flow path; minimal pressure loss with low cavitation damage
- Fully supported and balanced rolling diaphragm – low actuation pressure and excellent low flow regulation performance
- Ensured operation after long standby periods
- Straightforward three major components design – easy and simple on-site inline maintenance with minimal down time
- Vertical mount; simple installation and maintenance, long-lasting smooth and reliable operation
- Robust design and construction – especially suitable for intensive operation and mission critical systems
- Straightforward control loop structure with minimal use of accessories and tubing - prevents breakdowns, overflows and vandalism
- Out of tank installation minimizes wave effects and corrosion; enables easy inspection, calibration and maintenance

### Technical Data

Size		Kv	A,B	C	L	H	W			Weight (kg)	
DN	Inch						Thr	Fla	Gro	Th/Fl	Gro
50	2"	57	330	68	205	155	119	155	119	9	5
65	2½"	78	340	110	205	178	129	178	n/a	10.5	10.5
80	3"	136	350	125	250	210	170	200	170	19	10.6
100	4"	204	360	145	320	242	n/a	223	204	28	16.2
150	6"	458	400	205	415	345	n/a	306	306	68	49
200	8"	781	430	260	500	430	n/a	365	n/a	125	125



### End Connections:

**Grooved:** ANSI C606

**Flanged:** ISO 7005-2 (PN10 & 16); ANSI B16.42 (#150)

**Threaded:** ISO-7-Rp or NPT

**Others:** Available on request

**Pressure Rating:** 16 bar (230 psi)

**Valve Pattern:** Globe & Angle (2"-4")

**Working Temperature:** Water up to 60°C (140°F)

### Main Construction Materials:

**Body, Cover and Actuator:** Ductile Iron

**Internals:** Stainless Steel & Elastomer

**Control Trim System:** Brass control components / accessories

Copper & Brass tubing & fittings

Optional: Stainless Steel 316

**Elastomers:** Nylon fabric Reinforced NR with rugged insert

**Coating / colour:** Electrostatic Polyester Powder Blue

Optional: Epoxy Fusion-Bonded Blue

For other optional materials consult BERMAD

### How to Order

Please specify the requested valve in the following sequence:

Size	Model	Category	End Connections
	450-67	BE	
2" 2½" 3" 4" 6" 8"			<b>Flanged</b> ISO-16 16 ANSI-150 A5 ABNT-16 B6 <b>Threaded</b> BSP BP NPT NP <b>Grooved</b> ANSI C606 V1



For full technical specifications, see Engineering section or consult BERMAD

[info@bermad.com](mailto:info@bermad.com) • [www.bermad.com](http://www.bermad.com)

The information herein is subject to change without notice. BERMAD shall not be held liable for any errors. All rights reserved. © Copyright by BERMAD. PC4BE12-450-67-BE