




Solenoid Controlled Valve Drainage / Bleed Application

Hydraulically operated, solenoid controlled valve that either opens fully or shuts off in response to an electric signal. It is available in several models including Normally Open (NO), Normally Closed (NC) or Last Position (LP).

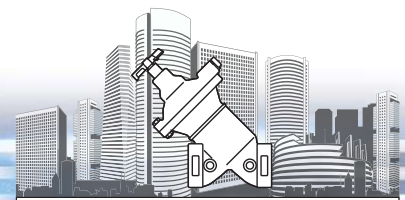
The BERMAD 300 series basic valves are hydraulically operated, double chambered, diaphragm actuated control valves. They are available as either standard oblique (Y) 1½", 2", 3" or as a 2" angle pattern design. The BERMAD 300 Y-pattern body provides high flow capacity with low head loss and low sensitivity to dirt. The valve actuator allows for a wide versatility of applications with a cushioned, no-slam closure. BERMAD 300 series valves are equipped with an automatic/on/off mechanical closure and throttling operation.



For illustration only

Typical Application

- Automatic electrically controlled drainage valves of sediments from cooling towers and heat preserving reservoirs
- Cooling towers tanks bleeding control
- In HVAC (Heating, Ventilation and Air Conditioning) filtration application, where their flushing and drainage electric control valves require "safe failure to close" functioning

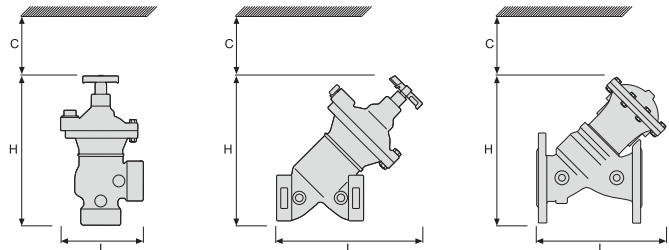


Features and Benefits

- Double chambered actuator – features cushioned no-slam closure and reliable operation under conditions of very low pressure
- Low sensitivity to dirt
- On/off and throttling operation
- Designed for easy on-site, inline maintenance with minimal down time
- Y-pattern body ensures low head loss and high flow
- Simple and light-weight construction – cost effective application
- Double chamber electrical control, provides power opening under extremely low pressure conditions by utilizing the lower chamber, allowing smooth and quiet water flow
- Flow over the seat, opens only under electrical command
- Hydraulically Normally Closed, preventing uncontrolled flow through the valve
- Advanced design, easily connected to buildings command and control systems

Technical Data

Table		Kv	C (mm)	L (mm)		H (mm)		W (mm)		Weight (kg)	
DN	inch			Thr	Fla	Thr	Fla	Thr	Fla	Thr	Fla
40	1½"	33	53	112	112	175	175	30	30	1.25	1.25
50	2"	54	65	124	124	215	215	40	40	2	2
50 A	2" A	60	77	71	71	256	256	75	75	2.25	2.25
100	3"	110	83	210	235	275	275	58	83	7.40	17.7



End Connections:

Threaded: ISO-7-Rp or NPT

Flanged: ISO PN10, BS-D, ANSI 125 3"

Pressure Rating: 10, 12 bar (145, 174 psi)

Valve Pattern: Y & Angle (2")

Working Temperature: Water up to 60°C (140°F)

Main Construction Materials:

Body, Cover and Actuator: Brass, Polyester-coated Cast Iron, Plastic

Internals: Brass and Stainless Steel

Control Trim System: Plastic, Brass, bronze accessories

Elastomers: NBR [Buna-N] & NR, Nylon Fabric Reinforced

Coating / colour: Optional: Electrostatic Polyester Powder Blue

How to Order

Please specify the requested valve in the following sequence:

Size	Model	Category	End Connections
1½' 2" 2" A 3"	310-O	BE	Flanged ISO-10 10 BST-D BD Threaded ANSI125 A1 NPT NP BSP BP

For other optional materials consult BERMAD



For full technical specifications, see Engineering section or consult BERMAD

info@bermad.com • www.bermad.com

The information herein is subject to change without notice. BERMAD shall not be held liable for any errors. All rights reserved. © Copyright by BERMAD. PC1BE12-310-O-BE