



COMBINATION AIR VALVE

Model C15

BERMAD C15 is a high quality combination air valve for a variety of water networks and operating conditions. It relieves air during pipeline filling, allows efficient release of air pockets from pressurized pipes, and enables large volume air intake in the event of network draining.

With its advanced aerodynamic design, this valve provides excellent protection against air accumulation and vacuum formation, with improved sealing in low pressure conditions.



Features & Benefits

- Straight flow body with large diameter automatic orifice: Higher than usual flow rates.
- Aerodynamic full-body kinetic shield: Prevents premature closing without disturbing air intake or discharge.
- Dynamic sealing: Prevents leakage under low pressure conditions (1.5 psi; 0.1 bar).
- Compact, simple and reliable structure whose parts are fully corrosion, chemical and fertilizer resistant: Lower maintenance and increased life span.
- Design in compliance with EN-1074 /4 standard.
- Factory approval and Quality Control: Performance and specification tested and measured with specialized test bench, including vacuum pressure conditions.
- Field proven designed for use in irrigation applications with water quality such as river water, channel water, dam water or treated effluent with high reliability.

Additional Features & Accessories

- Service Port fitted with ¼"; DN6 plug (code P)
- Test point (code T)

Inlet and Outlet Connection

- Inlets: male threaded 2"; DN50
- Outlets: Sideways, 1.5"; DN40 female threaded

Orifice Specifications

Inlet Sizes	Automatic Orifice	Kinetic Orifice	
	Area	Diameter	Area
Inch	Sq inch	inch	Sq inch
mm	Sq mm	mm	Sq mm
2"	0.008	0.795	0.497
DN50	5.4	20.2	320

Typical Applications

- Main Irrigation Networks: Protection against air accumulation and vacuum formation downstream of pumps, along supply lines and at elevations in main irrigation networks.
- Irrigation Control Heads: Protection against air accumulation and vacuum formation at filtration and fertilization stations and downstream of main control valves.
- Infield Systems: Protection against air accumulation and vacuum formation in proximity to water meters and automatic regulators.
- Landscape Irrigation: Protection against air accumulation and vacuum formation.

Materials

- Body: Glass-reinforced Nylon
- Float Assembly: Polypropylene, Glass Reinforced Nylon.
- Elastomers: EPDM

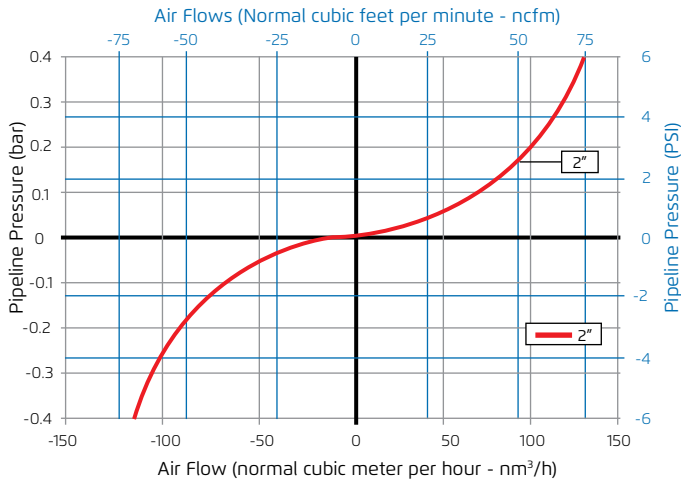
Operational Data

- Pressure Rating: 175 psi; ISO PN10 or ISO PN12
- Minimum operating pressure: 1.5 psi; 0.1 bar
- Maximum operating pressure: 150 psi; 10 bar, 175 psi; 12 bar
- Media and operating temperature: Water, 33-140°F; 1-60°C

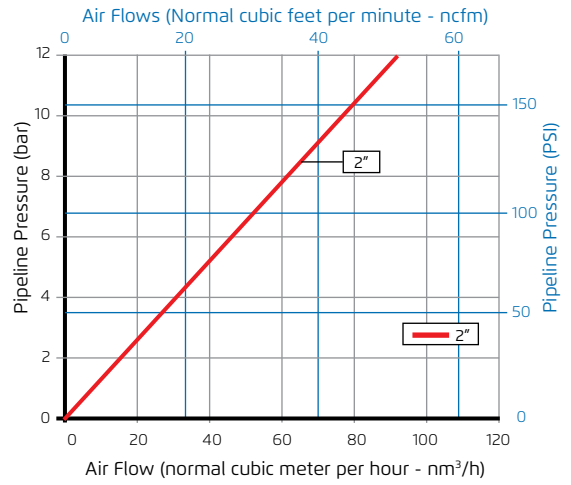


Air Flow Performance Charts

Air Relief and Intake (Pipeline Filling, Draining and Vacuum Conditions)

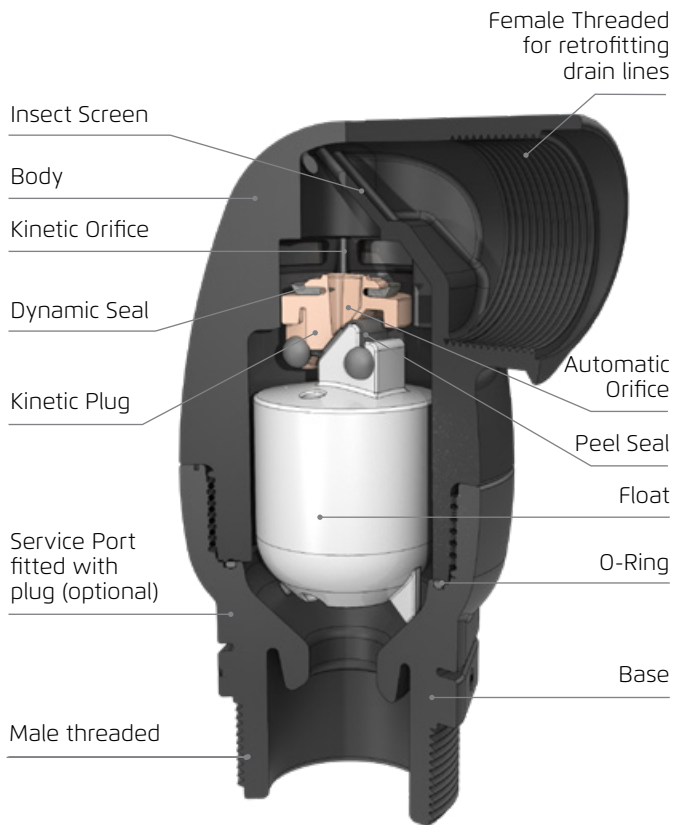


Air Release (Pressurized Operation)



Air relief and intake charts are based on actual measurements, made in Bermad Air Flow test bench, according to EN-1074/4 standard and refer to Side outlet.

Cutaway



Dimensions & Weights

Inlet Size	Connection	Width (D)	Height (H)	Weight
inch	---	inch	inch	lbs
mm		mm	mm	Kg
2"	Threaded	4.123	6.850	1.322
DN50		107	164	0.60

