

## Strainer

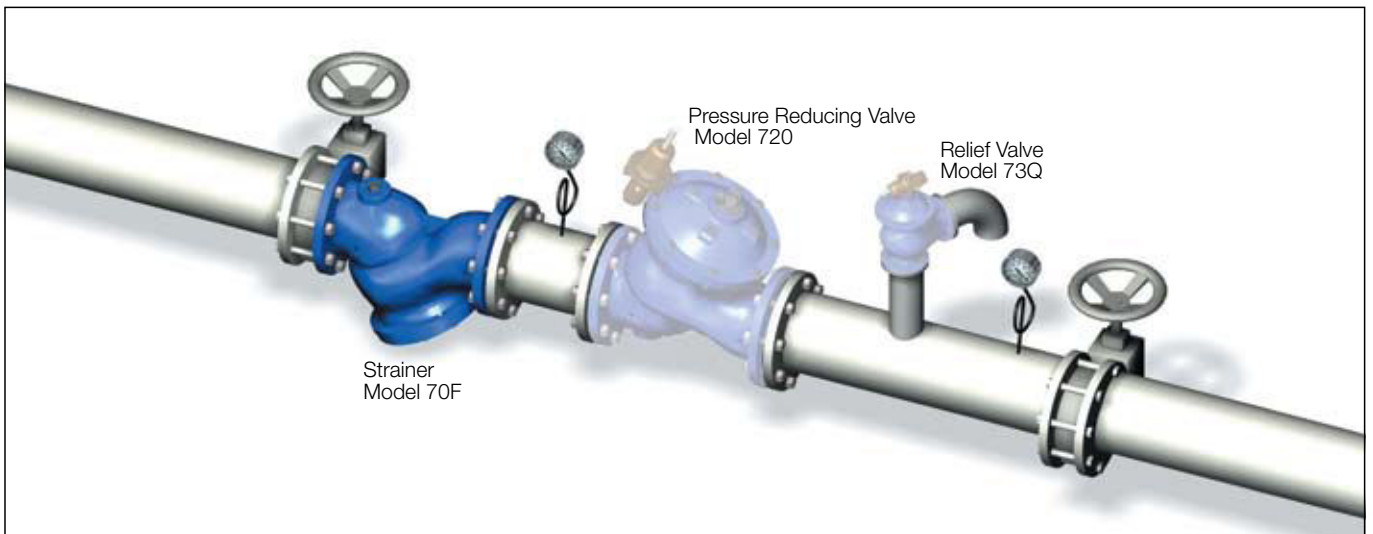
### Model 70F

The BERMAD 70F Strainer is designed to remove foreign matter such as stones, sticks etc. from the pipeline. It is recommended to install the Strainer upstream from control valves, flow meters and other system appliances. High Pressure Strainer Model 80F is also available.

- Large trap capacity
- Low pressure loss
- Blow-off port for easy cleaning

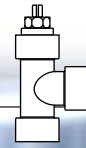


### Typical Application



### Maintenance Tips

- It is recommended to install a full-bore Ball Valve at the Strainer blow-off port for easy cleaning.
- Should disassembly for maintenance be required; leave the lower cover-screw half-open. This way it can serve as an axis for pivoting the Strainer cover, easing maintenance.

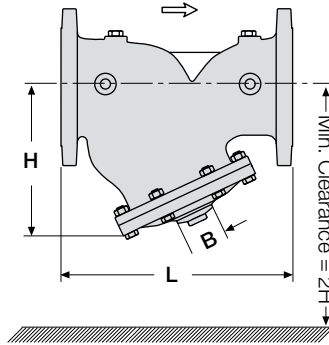


## Technical Data

### Dimensions and Weights

Size		L		L1		H		W		W1		B
mm	inch	mm	inch	mm	inch	mm	inch	kg	lbs	kg	lbs	mm
40	1 1/2"	205	8.1	205	8.1	125	4.9	6.5	14.3	7.8	17.2	3/4"
50	2	210	8.3	210	8.3	125	4.9	8.0	17.6	10	22.0	
65	2 1/2"	222	8.7	222	8.7	125	4.9	10.4	22.9	12.8	28.2	
80	3"	250	9.8	264	10.4	170	6.7	17	37.5	20	44	1 1/2"
100	4"	320	12.6	335	13.2	210	8.3	28	61.7	34	75	
150	6"	415	16.3	433	17.0	270	10.6	48	106	58	128	2"
200	8"	500	19.7	524	20.6	330	13.0	75	165	95	210	
250	10"	605	23.8	637	25.1	420	16.5	125	276	153	337	
300	12"	725	28.5	762	30.0	480	18.9	225	496	266	586	
350	14"	733	28.9	767	30.2	480	18.9	235	518	288	635	
400	16"	990	39.0	1024	40.3	620	24.4	535	1180	590	1300	3"
450	18"	1000	39.4	1030	40.5	620	24.4	670	1477	735	1620	
500	20"	1100	43.3	1136	44.7	620	24.4	760	1675	835	1840	

L,W – ISO 10 & 16; ANSI 150  
 L1,W1 – ISO 25; ANSI 300  
 \*L", ISO standard lengths available  
 B – Blow-off port



### Basket Hole Diameter (mm)

**Stainless Steel 304 (Standard)**

2"	3-4"	6-20"
1.5	3.0	5.0

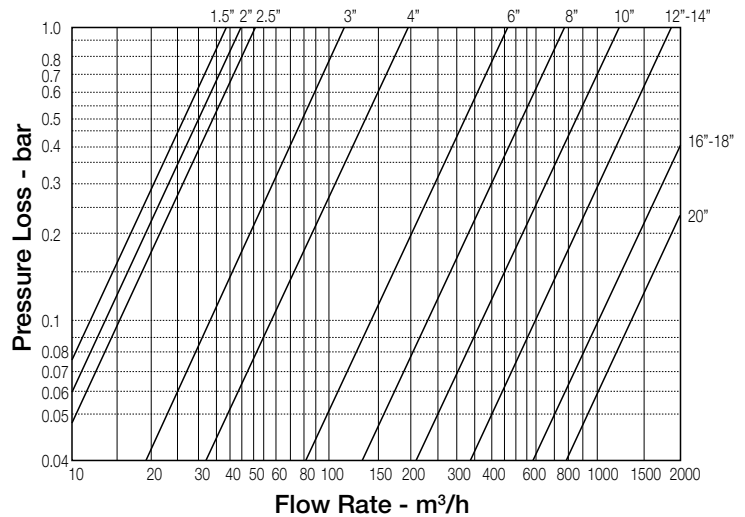
**Stainless Steel 316 (Optional)**

2-6"	8-20"
2.0	3.0

## Specifications

- Patterns:** "Y" (globe) & angle
- Size Range:** 1 1/2" - 20" (40-500 mm)
- End Connections (Pressure Ratings):**
- Flanged:** ISO PN16, PN25
- (ANSI Class 150, 300)**
- Threaded:** BSP or NPT
- Others:** Available on request
- Working Temperature:** Water up to 80°C (180°F)
- Standard Materials:**
- Body:** Ductile Iron
- Cover:** Steel
- Screen / Basket:** Stainless Steel 304
- Seals:** NBR
- Coating:**
- Fusion Bonded Epoxy, RAL 5005 (Blue)
- NSF & WRAS approved or Electrostatic Polyester Powder, RAL 6017 (Green)

### Flow Chart



## How to Order

Sector	Size	Primary Feature	Pattern	Body Material	End Connections	Coating	Additional Attributes
WW	6"	70F*	Y	C	16	EB	mN
Waterworks	1 1/2" - 20"	Strainer	Oblique (up to 20") Y Angle (up to 18") A	Ductile Iron Standard) C Cast Steel S St. Steel 316 N	ISO-16 16 ISO-25 25 ANSI-150 A5 ANSI-300 A3 JIS-16 J6 JIS-20 J2	Polyester Green PG Polyester Blue PB Epoxy FB Blue EB Uncoated UC	St. Steel 316 bolts & nuts m St. Steel 316 screen N

\* For PN 40 Strainer, order Model 80F

