

Hydraulic Relay Valve (HRV)

This 2-Way, single chamber hydraulic relay pilot valve is a hydraulically operated, diaphragm actuated control valve that either opens fully or shuts off in response to pressure applied to its control chamber.

Hydraulic Relay Valve, Metal

Model 50-M

Technical Data

Pressure rating: 25 bar; 350 psi

Working temperature: Water up to 80°C; 180°F

Flow factor: Kv 1.3; Cv 1.5

Standard materials:

Body & cover: Brass

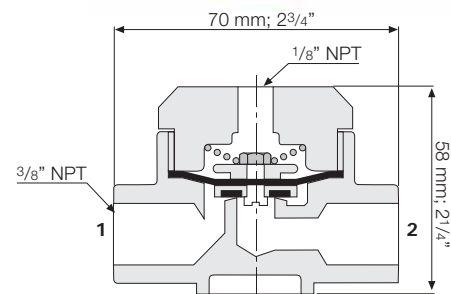
Elastomers: NBR

Internals: Stainless Steel & Brass

Connections:

2- Inlet

1- Outlet



Weight: 0.6 Kg; 1.3 lbs.

Hydraulic Relay Valve, Plastic

Model 50-P

Technical Data

Pressure rating: 10 bar; 145 psi

Working temperature: Water up to 50°C; 122°F

Standard materials:

Body & cover: Polyamide 6 + 30% F.G.

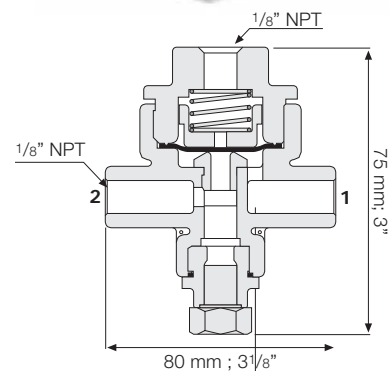
Elastomers: NBR

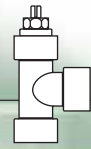
Internals: Stainless Steel & Plastic

Connections:

1- Inlet

2- Outlet





Shuttle Valve

This pressure selector shuttle valve has been designed to automatically direct the higher between two pressure sources into a control or sensing chamber. Each source is applied to a different port. The higher pressure creates a superior force that moves the inner plug to seal the counter port, allowing water from the higher pressure source to flow through the common port.

Shuttle Valve, Metal

Model 50-X-M

Technical Data

Pressure rating: 25 bar; 350 psi

Working temperature: Water up to 80°C; 180°F

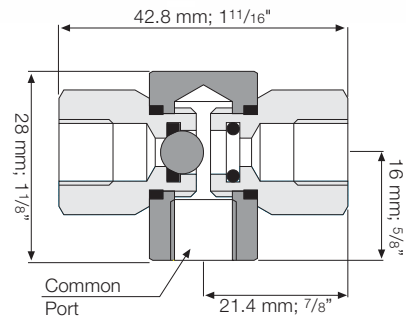
Standard materials:

Body: Brass

Elastomers: NBR

Sealing Knob: Stainless Steel

Ports: 1/8" NPT Female thread



Shuttle Valve, Plastic

Model 50-X-P

Technical Data

Pressure rating: 10 bar; 145 psi

Working temperature: Water up to 50°C; 122°F

Standard materials:

Body: Polyamide 6 + 30% F.G.

Seal disk: NBR

Ports: 8 mm tube fittings and/or 1/8" NPT Mail thread

