

4-Way Bi-Level Vertical Float

Float #66

This 4-Way, adjustable, last position bi-level vertical float, is actuated by the float sliding along the rod assembly to either pull it down or float it up, switching the float pilot position. When the float is between the adjustable high and low level stoppers, the main valve remains in its last position.

The float pilot directs flow and pressure between its ports:

- When the float pushes the upper stopper up, it connects port "P" to "C1" and port "C2" to "V".
- When the float pulls the lower stopper down, it connects port "P" to "C2" and port "C1" to "V".

The extendable rod is to be balanced by counterweights installed on the lever system according to rod length and system pressure.

Technical data

Pressure rating: 25 bar; 350 psi

Working temperature: Water up to 80°C; 180°F

Flow factor: Kv 0.17 m³/h @ 1bar ΔP; Cv 0.2 GPM @ 1psi ΔP

Ports: 1/8" NPT

Standard materials:

4-Way pilot body: Brass

Elastomers: NBR

Internals: Stainless Steel & Brass

Lever system: Brass

Float: Plastic

Float rod: Stainless Steel

Base plate: Fusion bonded epoxy coated Steel

Optional materials:

Metal parts: Stainless Steel, Nickel Aluminum Bronze, Hastalloy

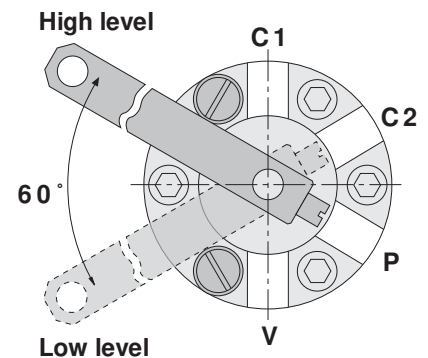
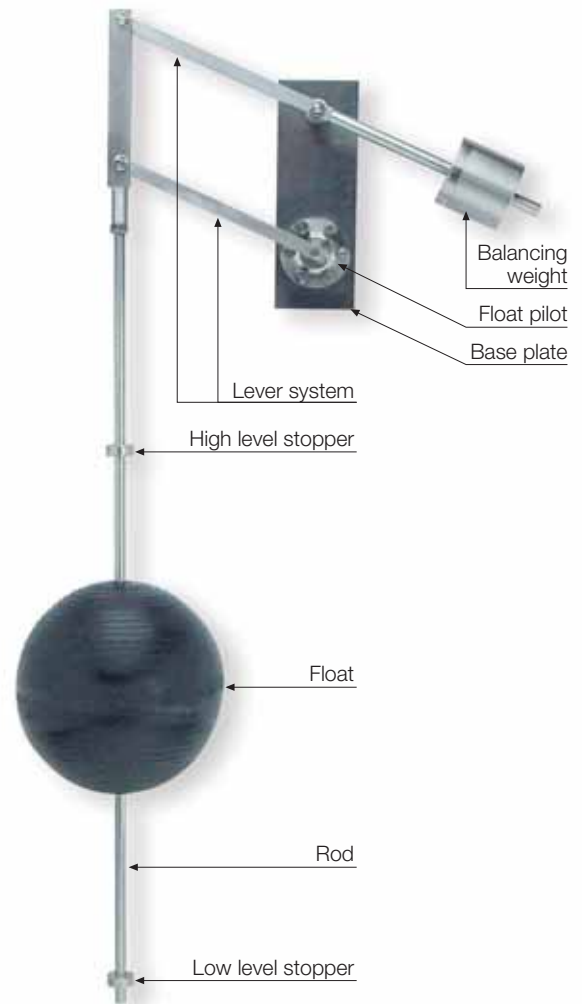
Elastomers: FPM (Viton®)

Connections:

Port	Reservoir inlet	Reservoir outlet
C1	Upper control chamber	Lower control chamber
C2	Lower control chamber (or plugged)	Upper control chamber
P	Upstream pressure	Upstream pressure
V	Vent	Vent

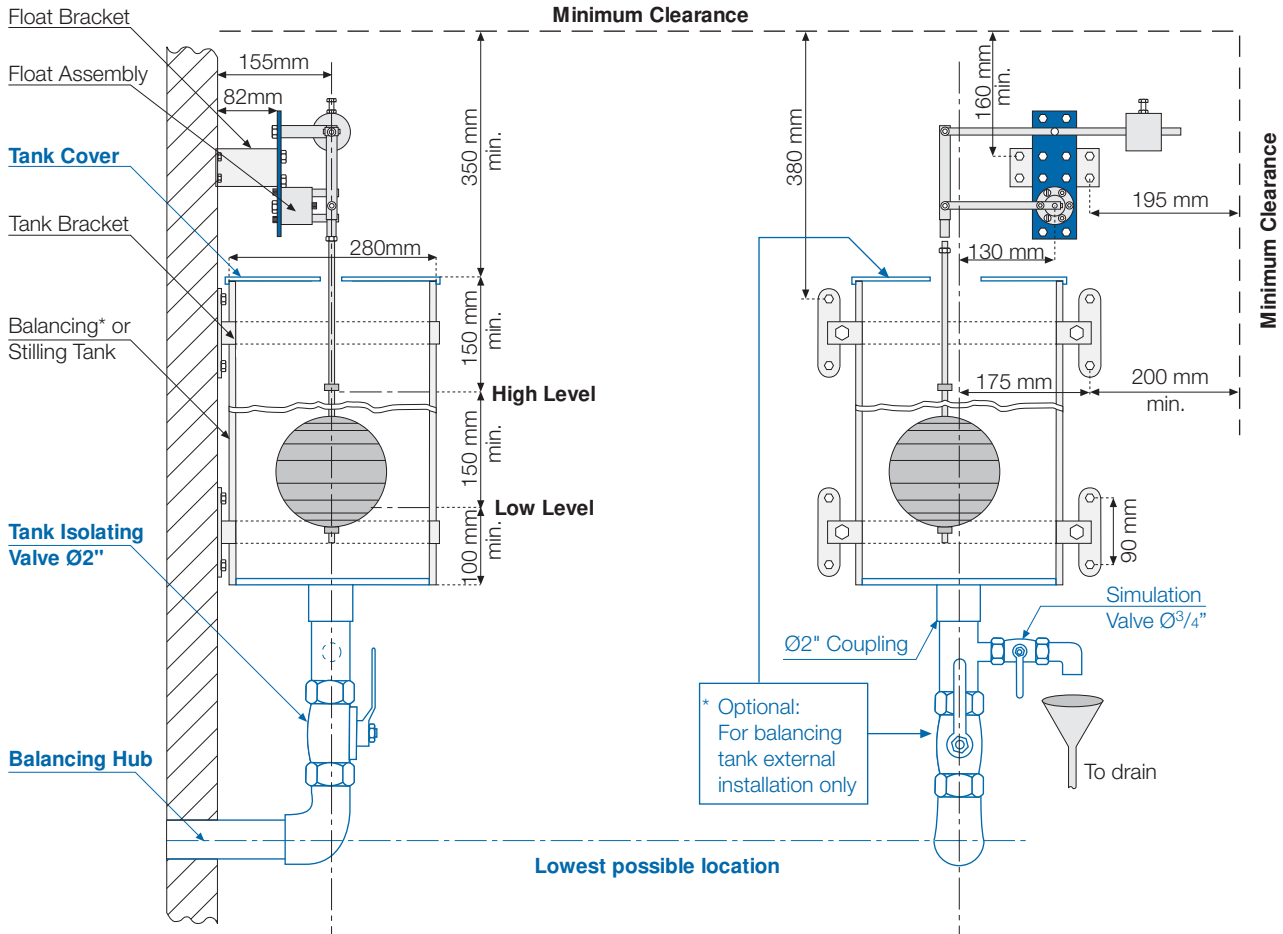
Notes:

- Minimum level differential: 15 cm (6")
- Maximum level differential: 54 cm (21")
- Each extension rod adds 56 cm (22"), one extension rod supplied
- Extra counterweight required if second extension rod used
- Float hydraulic connections: 3 tubes size 3/8"

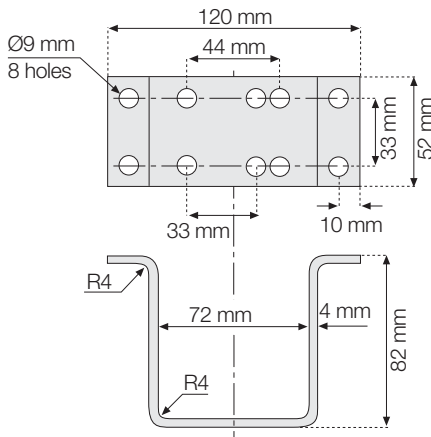




Typical Installation (with Stilling Tank)

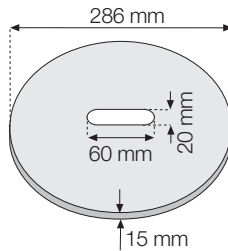


Float 66 Bracket



L Unfolded = 265 mm

Tank Cover



Tank Bracket

