


## Level Control Valve with Modulating Horizontal Float

Hydraulically operated control valve that controls reservoir filling and reservoir level in building water supply systems for heating, cooling and treated water facilities.

Reservoir filling is accomplished in response to a hydraulically controlled modulating horizontal float that maintains a constant water level, regardless of fluctuating demand.

The BERMAD 100 hYflow, at the leading edge of control valve design, are hydraulic plug- type, diaphragm operated valves.


This highly durable series utilizing industrial glass-filled nylon, combines simple and reliable construction with superior performance under wide range of operation conditions.



For illustration only

### Typical Application

- Cooling towers, level control of make-up water and bleed water collection tanks
- Level control in closed-loop heating/cooling open tank systems
- Level control of treated water feeding tanks in heating/cooling systems
- Constant level control systems where maintaining a full tank level is required

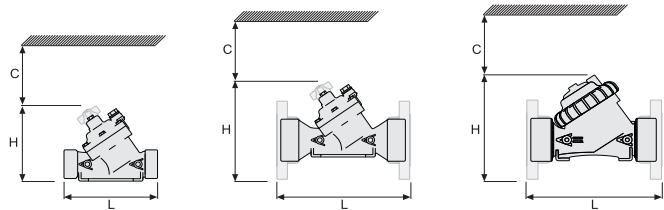


### Features and Benefits

- High quality industrial grade construction materials ensure reliable, resilient and long lasting operation
- Flexible super travel diaphragm and balanced plug provide smooth operation with low actuation pressure and diaphragm protection
- Straight flow-through design of valve body ensures in ultra-high flow capacity with minimal loss of pressure
- Highly durable and resistant to harsh environmental conditions
- Simple design with few parts allows easy in-line inspection and service
- Adaptable on-site to a wide range of end connection types and sizes
- Optional articulated flange connection isolates the valve from pipeline bending and pressure stresses
- Incorporated flow handle for manual flow adjustments and operation overriding
- Ideal for plastic tanks low pressure applications
- Easy to horizontally mount and calibrate lightweight float; simple installation and maintenance, long-lasting smooth and reliable operation

### Technical Data

Table	DN	inch	Kv	C (mm)	L (mm)		H (mm)		W (mm)		Weight (kg)	
					Thr	Fla	Thr	Fla	Thr	Fla	Thr	Fla
50	2"	100	350	230	230	185	185	135	135	1.35	1.35	
65	2½"	100	370	230	230	185	185	135	135	1.40	1.40	
80	3"	100	395	298	308	195	255	190	100	1.60	2.50	
100	4"	200	430	n/a	350	n/a	294	115	115	n/a	4.90	



### End Connections:

**Threaded:** Female ISO-7-Rp or NPT for 1½, 2 & 3"

Male ISO-7-Rp 2"

**Flanged:** 3 & 4"

Plastic or metal "Corona" with elongated slot enable meeting diverse flange standards ISO PN10, ANSI 125, JIS 10K

**Pressure Rating:** 10, 12 bar (145, 174 psi)

**Valve Pattern:** Y & Angle (3")

**Working Temperature:** Water up to 60°C (140°F)

### Main Construction Materials:

**Body, Cover and Actuator:** Glass-Reinforced Nylon

**Internals:** Plug: Glass-Filled Nylon

**Control Trim System:** Plastic, Brass, bronze accessories

**Elastomers:** NBR [Buna-N]

**Colour:** Potable water - Blue/12 Bar,  
General applications - Black/10 Bar

### How to Order

Please specify the requested valve in the following sequence:

Size	Model	Category	End Connections
2" 2½" 3" 4"	150-60	BE	Flanged ISO-10 10 JIS-10K J1 ANSI125 A1 Threaded NPT NP BSP BP

For other optional materials consult BERMAD



For full technical specifications, see Engineering section or consult BERMAD

[info@bermad.com](mailto:info@bermad.com) • [www.bermad.com](http://www.bermad.com)

The information herein is subject to change without notice. BERMAD shall not be held liable for any errors. All rights reserved. © Copyright by BERMAD. PC1BE12-150-60-BE