

Filter Flush Controller


BIC F

The **BIC F** is a user friendly, professional filter flush controller, capable of flushing filtration systems of up to 10 filters. The **BIC F** is available with low power DC latching solenoids or 24V AC solenoids for controlling various filter types and flushing requirements including downstream valve control and inputs for analog or digital pressure differential gauges.



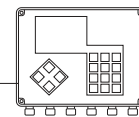
Features and Benefits

- **Versatile filter types control – Suitable for most Automatic Filters:**
Media, Disc, Screen, Sand separators
- **Various types of filter flushing cycles**
 - Time interval
 - Pressure differential signal
 - Pressure differential with time interval backup
 - Manual start
- **Comprehensive back flush programs**
 - Flexible settings of pre-dwell, dwell, flush time and post dwell parameters
 - Downstream pressure sustaining valve control
 - Analog or digital DP gauge selection
- **Flush programs monitoring**
 - Independent flush cycles log per each type of trigger (time, DP)
 - Continuous DP flush cycle's protection
- **Hardware features**
 - Battery status check (DC Controllers)
 - Emergency shutoff of all flush valves in very low battery level
 - Preventing flushing when the water system is inactive



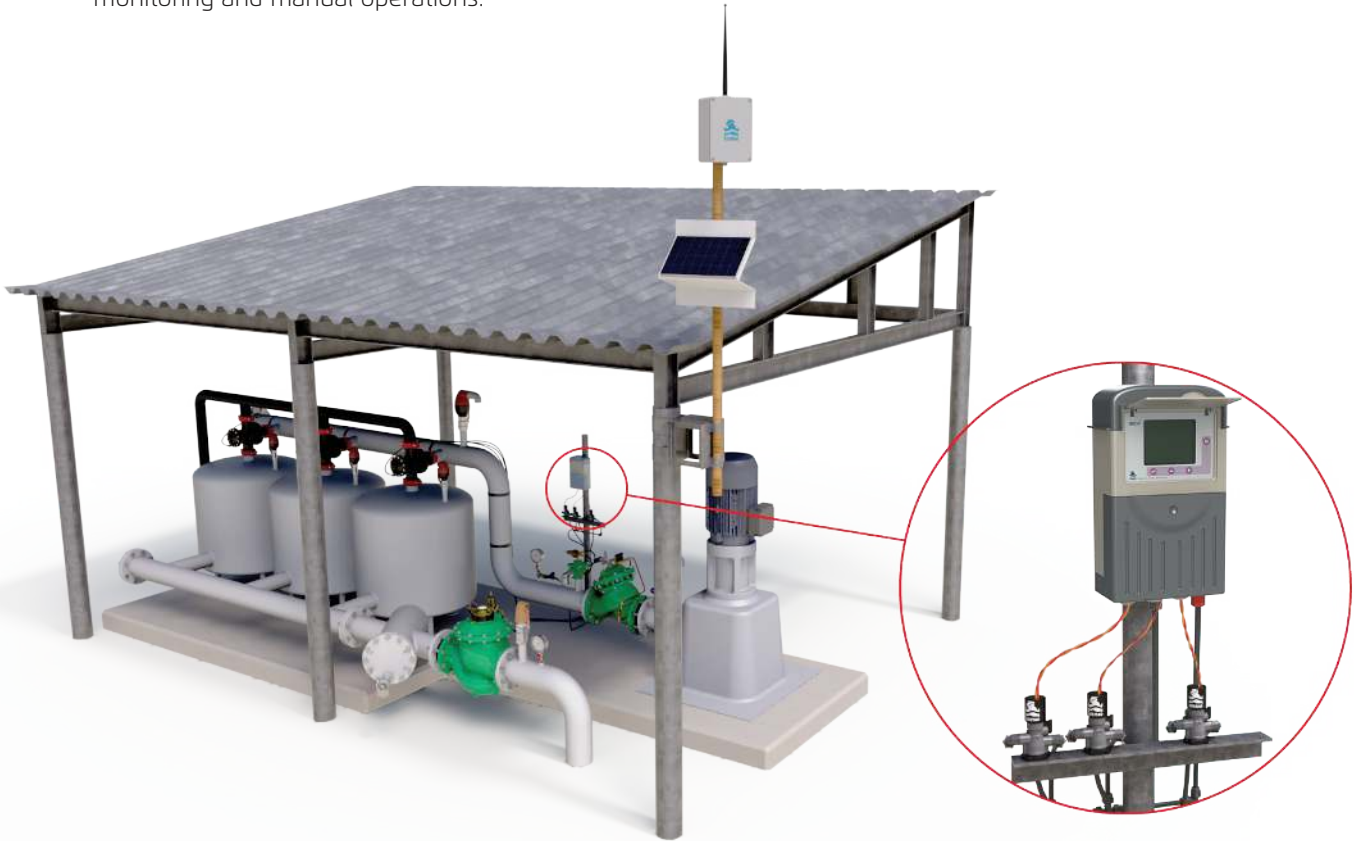
Typical Applications

- Filtration systems control in agriculture and industrial applications
- Control of turf and golf filtration systems
- Purging sand separators



Interface:

- Local LCD display and "4 keys keyboard" keyboard for full and easy user programming control, monitoring and manual operations.



Technical Specifications:

- Construction Materials: UV Resistant ABS
 - Temperatures: Ambient:
 - (-17) to 60°C; (-4) to 140°F
 - Storage: (-30) to 70°C; (-22) to 158°F
 - Protection Rating: IP67; NEMA 4X
 - Dimensions:
 - Length: 145 mm; 5¹¹/₁₆ inch
 - Height: 235 mm; 9¹/₄ inch
 - Width: 80 mm; 3¹/₈ inch
 - Weight: 0.7Kg; 1.9 lbs
- Electric Data:
 - Power Supply:
 - Rechargeable 12V battery
 - 6V DC Supplied by 4xD Size Alkaline batteries
 - 12V DC Rechargeable battery and 5W solar panel
 - 24V AC
 - 120V AC/240V AC
 - Outputs:
 - 2, 4, 6, 8 or 10 DC Latch or 24V AC
 - Inputs:
 - 1 Analog Pressure Differential gauge
 - 1 Digital Pressure Differential gauge
 - High/Low hydraulic connectors

