


Level Control and Pressure Sustaining Valve with Bi-Level Electric Float

Hydraulically operated, level control and pressure sustaining control valve that controls reservoir filling and reservoir level. During filling the valve sustains minimum upstream pressure regardless of fluctuating flow or reservoir level.

Reservoir filling is in response to a Bi-level electric float switch signal opening at a pre-set low level and shutting off at a pre-set high level. BERMAD 400 series valves are hydraulically operated, simple and reliable, globe valves with full bore hydrodynamic body providing an unobstructed flow path and superior performance.

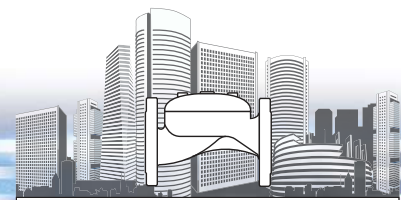
The valves balanced rolling-diaphragm assembly is vulcanized with a rugged radial seal disk construction, performing as the valves only moving part.



For illustration only

Typical Application

- Level and pressure sustaining control of reservoir filling systems in buildings, including basement, roof-top, pressure breaking and emergency tanks, where the supply line also feeds additional high priority users.
- Electrical emergency override in hydraulic level control systems
- Duty cycle and valve prioritizing management in multi-branch systems

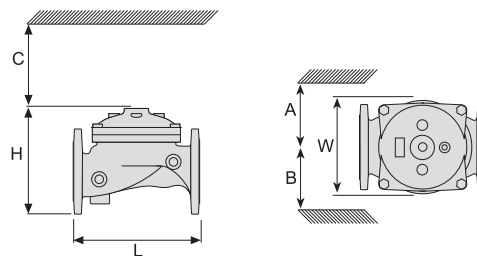


Features and Benefits

- High quality construction materials ensure reliable, long lasting operation
- Fully supported and balanced rolling diaphragm – low actuation pressure and excellent low flow regulation performance
- Ensured operation after long standby periods
- Straightforward design of three major components – easy and simple on-site inline maintenance with minimal down time
- Accurate and reliable level control and pressure sustaining capabilities prevent reservoir overflows and cut-offs, while maintaining minimum upstream pressure
- Ensures uninterrupted supply to building occupants dependent on the reservoir system for their water needs
- Suitable for water reservoirs operating under moderate operation conditions
- Electrical operation. Low voltage and low current NO and NC solenoids

Technical Data

Size		Kv	A,B	C	L	H	W			Weight (kg)	
DN	Inch						Thr	Fla	Gro	Th/Fl	Gro
50	2"	57	330	68	205	155	119	155	119	9	5
65	2½"	78	340	110	205	178	129	178	n/a	10.5	10.5
80	3"	136	350	125	250	210	170	200	170	19	10.6
100	4"	204	360	145	320	242	n/a	223	204	28	16.2
150	6"	458	400	205	415	345	n/a	306	306	68	49
200	8"	781	430	260	500	430	n/a	365	n/a	125	125



End Connections:

Grooved: ANSI C606

Flanged: ISO 7005-2 (PN10 & 16); ANSI B16.42 (#150)

Threaded: ISO-7-Rp or NPT

Others: Available on request

Pressure Rating: 16 bar (230 psi)

Valve Pattern: Globe & Angle (2"-4")

Working Temperature: Water up to 60°C (140°F)

Main Construction Materials:

Body, Cover and Actuator: Ductile Iron

Internals: Stainless Steel & Elastomer

Control Trim System: Brass control components / accessories

Copper & Brass tubing & fittings

Optional: Stainless Steel 316

Elastomers: Nylon fabric Reinforced NR with rugged insert

Coating / colour: Electrostatic Polyester Powder Blue

Optional: Epoxy Fusion-Bonded Blue

For other optional materials consult BERMAD

How to Order

Please specify the requested valve in the following sequence:

Size	Model	Category	End Connections
	453-65	BP	
2" 2½" 3" 4" 6" 8"			Flanged ISO-16 16 ANSI-150 A5 ABNT-16 B6 Threaded BSP BP NPT NP Grooved ANSI C606 V1



For full technical specifications, see Engineering section or consult BERMAD

info@bermad.com • www.bermad.com

The information herein is subject to change without notice. BERMAD shall not be held liable for any errors. All rights reserved. © Copyright by BERMAD. PC4BE12-453-65-BP