




Quick Pressure Relief Valve

Hydraulically operated, diaphragm actuated quick pressure relief valve that relieves excessive system pressure when such pressure rises above a pre-set value. It responds immediately, accurately, and with high repeatability to a rise in system pressure by opening fully. It also provides smooth drip tight closing.


BERMAD 700 series valves are hydraulically operated globe valves available in either standard oblique (Y) or angle (A) pattern design. They have a full bore hydrodynamic body providing an unobstructed flow path, with a seat assembly and double chamber unitized actuator that can be disassembled from the body as a separate integral unit.



For illustration only

Typical Application

- Burst Protection and protection against the effects of extreme pressure in potable water supply lines in buildings
- Relief of excessive pressure at potable water pumping stations
- Safety valve protecting against high pressure in potable water pressure reduction systems
- Where intensive operation of pressure relief systems is required

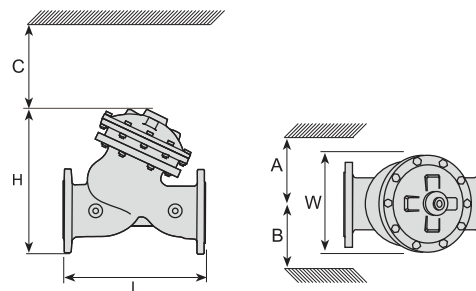


Features and Benefits

- High quality construction materials ensure reliable, resilient and long lasting operation
- Durable design suitable for highly intensive operation
- Full bore valve port area and hydrodynamic body provide unobstructed flow path, with minimal pressure loss, operation noise and low cavitation damage
- Double chamber actuator, fully operational under very low pressure conditions including optional full opening & closing action under zero line pressure; provides smooth, immediate valve response with no hammer effect.
- Near maintenance-free straightforward balanced design including an actuator that can be easily disassembled from the valve body as a separate integral unit for minimal downtime.
- Removable seat assembly offers easy on-site inline maintenance
- 2-way pilot and control loop provide immediate, accurate response to sudden pressure variations
- On-site adjustable pilot allows simple and easy calibration of required pressure level
- System failure indication – visual indication to maintenance personnel of aberrant operation conditions requiring immediate attention
- Durable construction designed to suit systems requiring high pressure and intensive operation

Technical Data

Table		Kv	A, B (mm)	C (mm)	L (mm)	H (mm)	W (mm)	Weight (kg)	
DN	inch							Flanged	Grooved
40	1½"	42	350	180	205	239	155	9.1	n/a
50	2"	50	350	180	210	244	165	10.6	6
65	2½"	55	350	180	222	257	178	13	8
80	3"	116	370	230	250	305	200	22	10
100	4"	200	395	275	320	366	223	37	16
150	6"	460	430	385	410	492	320	75	52
200	8"	815	475	460	599	584	390	125	95



End Connections:

Flanged: ISO PN16, PN25 (ANSI Class 150, 300)

Threaded: ISO-7-Rp or NPT

Others: Available on request

Pressure Rating: 16, 25 bar (230, 362 psi)

Valve Pattern: Y & Angle

Working Temperature: Water up to 80°C (180°F)

Main Construction Materials:

Body, Cover and Actuator: Ductile Iron

Internals: Stainless Steel, Bronze & Coated Steel

Brass control components / accessories

Copper & Brass tubing & fittings

Optional: Stainless Steel 316

Elastomers: NBR Nylon fabric-reinforced

Coating / colour: Electrostatic Polyester Powder Blue

Optional: Epoxy Fusion-Bonded Blue

How to Order

Please specify the requested valve in the following sequence:

Size	Model	Category	End Connections
1½"	73Q	BP	Flanged ISO-16 16
2"			ISO-25 25
2½"			ABNT16 B6
3"			ABNT25 B2
4"			ANSI150 A5
6"			ANSI300 A3
8"			JIS-16 J6
			Threaded BSP BP
			NPT NP
			Grooved ANSI C606 V1

For other optional materials consult BERMAD



For full technical specifications, see Engineering section or consult BERMAD

info@bermad.com • www.bermad.com

The information herein is subject to change without notice. BERMAD shall not be held liable for any errors. All rights reserved. © Copyright by BERMAD. PC7BE12-73Q-BP