

400 Series

Level Control

Model FP-450-60-BF


Level Control Valve with Modulating Horizontal Float

Hydraulically operated control valve that controls reservoir filling and reservoir level.

Reservoir filling is accomplished in response to a hydraulically controlled modulating horizontal float that maintains a constant water level, regardless of fluctuating demand.

BERMAD 400 series valves are hydraulically operated, simple and reliable, globe valves with full bore hydrodynamic body providing an unobstructed flow path and superior performance.

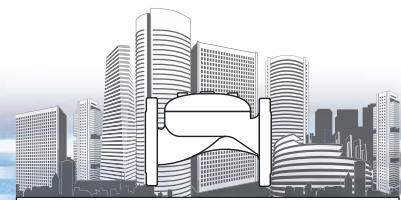
The valves balanced rolling-diaphragm assembly is vulcanized with a rugged radial seal disk construction, performing as the valves only moving part.



For illustration only

Typical Application

- Level control of emergency fire protection reservoirs in buildings, including basement and roof-top reservoirs, emergency water storage, etc.
- Priority and backup management of reservoirs
- Constant level control systems where maintaining a full tank level is required

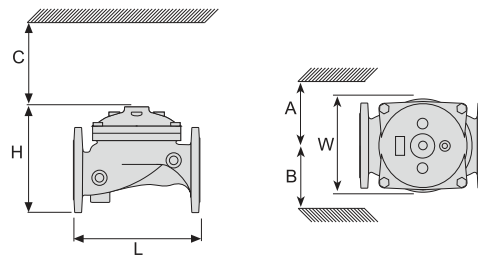


Features and Benefits

- High quality construction materials ensure reliable, long lasting operation
- Fully supported and balanced rolling diaphragm – low actuation pressure and excellent low flow regulation performance
- Straightforward design of three major components – easy and simple on-site inline maintenance with minimal down time
- Accurate and reliable level control; prevents reservoir overflows and cut-offs
- Ensures uninterrupted supply to building occupants dependent on the reservoir system for their water needs
- Specially designed for emergency water reservoirs where long standby periods are expected
- Easy to horizontally mount and calibrate lightweight float; simple installation and maintenance, long-lasting smooth and reliable operation
- 2-Way control loop – maintains accurate and stable reservoir level; specially suitable for large surface / low depth tanks
- Straightforward control loop structure with minimal use of accessories and tubing - prevents breakdowns, overflows and vandalism

Technical Data

Size		Kv	A,B	C	L	H	W			Weight (kg)	
DN	Inch						Thr	Fla	Gro	Th/Fl	Gro
50	2"	57	330	68	205	155	119	155	119	9	5
65	2½"	78	340	110	205	178	129	178	n/a	10.5	10.5
80	3"	136	350	125	250	210	170	200	170	19	10.6
100	4"	204	360	145	320	242	n/a	223	204	28	16.2
150	6"	458	400	205	415	345	n/a	306	306	68	49
200	8"	781	430	260	500	430	n/a	365	n/a	125	125



End Connections:

Grooved: ANSI/AWWA C606

Optional: Flanged ANSI B16.42 (Ductile Iron), ISO PN16

Threaded: NPT or ISO-7-Rp for 2, 2½ & 3"

Pressure Rating: Max. inlet: 250 psi (17 bar)

Valve Pattern: Globe & Angle (2, 3 & 4")

Water Temperature: Water up to 50°C (122°F)

Main Construction Materials:

Body, cover & Actuator: Ductile Iron ASTM A-536

Internals: Stainless Steel & Elastomer

Control Trim: System Brass control components / accessories

Copper & Brass tubing & fittings

Optional: Stainless Steel 316

Elastomers: Nylon fabric reinforced polyisoprene NR

Coating / colour: Electrostatic Powder Coating Polyester Red

For other optional materials consult BERMAD

How to Order

Please specify the requested valve in the following sequence:

