

Ordering Guide

Ordering Guide

Hydraulic Control Valve with Flow Stem

Connection	Cat. No.	Hydraulic Control Valve with Flow Stem		
		Units per Case	Weight (kg)	Volume (m ³)
Threaded BSP	10515YP0BP000M0	10	8.00	0.0367
	10502YP0BP000M0	10	8.20	0.0367
	1052LYP0BP000M0	6	8.80	0.0525
	10525YP0BP000M0	6	9.00	0.0525
	10503YP0BP000M0	6	12.20	0.5250
Threaded (Metal)	10503YP0CC000M0	2	10.00	0.0367



Ordering Guide

August 2010

Water Control Solutions



Contact List

Telephone and Fax

Landscape Division	Tel: +972-4-985-5202 Fax: +972-4-985-5333
North America	Tel: +972-4-985-5326 Fax: +972-4-985-5333
Iberia	Tel: +972-4-985-5201 Fax: +972-4-985-7681
Asia Pacific	Tel: +972-4-985-5255 Fax: +972-4-985-5333
Latin America	Tel: +972-4-985-5266 Fax: +972-4-985-7681
EMEA	Tel: +972-4-985-7273 Fax: +972-4-985-5333
Application Engineering	Tel: +972-4-985-5202 Fax: +972-4-985-5333
General Marketing E-mail: Info@bermad.com	



Table of Contents

About BERMAD	2
100 Series – BERMAD High Performance Plastic Control Valves 1½”, 2”, 2”L, 2½”, 3”	3 - 6
200 Series – BERMAD Plastic Valves ¾”, 1”, 1½”, 2”	7 - 10
LCV Series - BERMAD Landscape Combination Valves	11 - 14
40R Series – BERMAD Landscape Valves	15 - 18
400 Series – BERMAD Valves	19 - 22
90R Series – BERMAD Landscape Valves	23 - 26
900 Series – BERMAD Valves	27 - 30
MT Series - BERMAD Bermadon Valves	31 - 33
AR Series - BERMAD Air & Vacuum Release Valves	34 - 36
PRV Series	37 - 40
S Series - BERMAD Solenoid	41 - 43
FT Series - BERMAD Plastic Control Tube Fittings	44

BERMAD Landscape

About BERMAD



Founded in 1965, BERMAD knows the value of a single drop of water and how best to reap its full advantage. Today BERMAD serves global customers in a wide range of fields, anywhere in the world.

BERMAD – Provider of Solutions

Combining its expertise, leading-edge technology and precision engineering, BERMAD provides customized solutions for the control and management of water/fluid treatment and supply.

Main areas of activity include:

Landscape – Serving irrigation management professionals, BERMAD provides solutions for the full range of landscape water management applications.

The BERMAD landscape system offers water management professionals straightforward irrigation solutions for every application from professional golf courses, sports fields and schools, to parks, commercial centers and home gardens.

Waterworks – National, regional and municipal distribution networks, high-rise buildings and luxury hotels, water systems at industrial facilities, power stations.

Fire Protection – Factories and industrial yards, high-rise and public buildings, hazardous zones at oil and gas facilities, power plants, off-shore installations, aviation and marine environments, refineries.

Petroleum – Petroleum distribution terminals, tank farms.

Irrigation – Main networks for agricultural projects, purified waste water projects, central control-head and infield networks, greenhouses, commercial and residential gardening.

Water Metering – Bulk in water supply systems.

Efficiency and Quality – BERMAD's Core Competencies

BERMAD's workforce includes over 450 highly skilled personnel. Computerized systems (Oracle ERP) enable full control and management at all levels of production, marketing and shipment, while ensuring rapid turnaround and always-on-schedule delivery. Strict Quality Assurance keeps BERMAD in compliance with ISO 9001-2000 and a range of international quality and ecology standards.

BERMAD – A Worldwide Presence

With 9 subsidiaries throughout the world, and operations in over 80 countries on 5 continents, BERMAD has a formidable global presence. Its worldwide customer training facilities and parts distribution networks ensure uninterrupted customer service anywhere in the world.

Precision Engineering – A BERMAD Commitment

Comprehensive fluid management systems are only as effective as their smallest component. That's why BERMAD systems are based on components designed, developed and manufactured in-house, with the ability to adapt solutions to any customer need; constantly integrating the latest, most reliable manufacturing techniques, and providing every customer with the most comprehensive commercial and technical support in the world.

BERMAD - a global leader in managing the world's most precious resources



100 Series

The BERMAD Hydraulic Control Landscape Valve is a hydraulically operated, diaphragm actuated control valve that opens and shuts in response to a pressure command.



Features and Benefits

- Hydraulic Control Valve
 - Line pressure driven
 - Hydraulically controlled On/Off
- Engineered Plastic Valve with Industrial Grade Design
 - Adaptable on-site to a wide range of end connection sizes and types
 - Articulated flange connections eliminate mechanical and hydraulic stresses
 - Highly durable, chemical and cavitation resistant
- hYflow 'Y' Valve Body with "Look Through" Design
 - Ultra-high flow capacity - Low pressure loss
- Unitized Flexible Super Travel (FST) Diaphragm and Guided Plug
 - Smooth closing
 - Requires low actuation pressure
 - Prevents diaphragm erosion and distortion
- User-Friendly Design
 - Simple in-line inspection and service



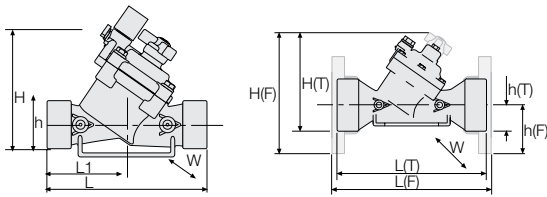
BERMAD Landscape

100 Series - Technical Specifications

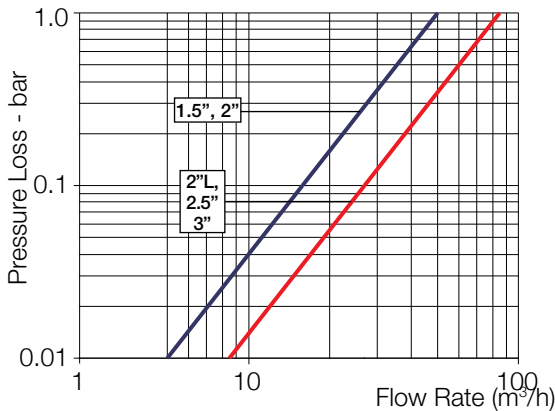
Dimensions and Weights

Sizes DN	40	50	50	50L	65	80	
Pattern	Y	Y	Y	Y	Y	Y	Y
End Connections	Rc 1½ (BSP.T)	G 2 (BSP.F)	Rc 2 (BSP.T)	Rc 2 (BSP.T)	G 2½ (BSP.F)	Rc 2 (BSP.T)	Universal Flanges
	1½" NPT	Male	2" NPT	2" NPT	Male	3" NPT	Metal
L (mm)	200	200	200	230	230	298	308
H (mm)	156	156	156	170	170	180	240
h (mm)	40	40	40	40	40	50	100
W (mm)	97	97	97	135	135	190	100
CCDV (LIT)	0.15	0.15	0.15	0.2	0.2	0.2	0.2
Weight (Kg)	0.8	0.8	0.8	1.35	1.4	1.6	4.4

CCDV = Control Chamber Displacement Volume



100 Series, Control Valves "Y" Pattern



Flow Properties

Sizes DN	40	50	50L	65	80
Pattern	Y	Y	Y	Y	Y
KV	50	50	100	100	100
CV	58	58	115	115	115

Technical Specifications

Available Patterns & Sizes:

DN: 40, 50, 50L, 65, 80

Available End Connections:

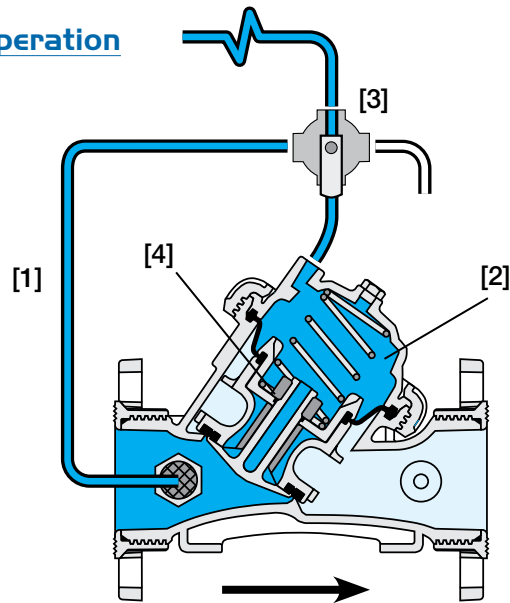
Threaded: Female BSP-T/NPT DN: 40, 50, 50L, 80

Male BSP-F DN: 50, 65

4 Flanged: DN 80

Metal "Corona" with elongated slots enables the meeting of diverse flange standards ISO PN10, ANSI 125, JIS 10K

Operation



Line Pressure [1] is applied to the Control Chamber [2] through the Manual Selector [3]. This creates superior closing force that moves the Diaphragm Assembly [4] toward a closed position. The discharge of pressure from the control chamber causes the line pressure acting on the diaphragm assembly to move the valve to an open position.

Pressure Rating: 10 bar

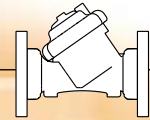
Operating Pressure Range: 0.5-10 bar

Temperature Range: Water up to 60°C

Standard Materials:


- Body, Cover and Plug: Glass-Filled Nylon
- Diaphragm: NBR [Buna-N], Reinforced Nylon Fabric
- Seals: NBR [Buna-N]
- Spring: Stainless Steel
- Cover bolts DN: 40, 50, 50L, 65 & 80





BERMAD Hydraulic Control Valve with Flow Stem

105-M


Size		Connection	Cat. No.			
Inch	mm			Units per Case	Weight (kg)	Volume (m ³)
1 1/2"	40	Threaded BSP	1051YP0BP000M0	10	8.00	0.0367
2"	50		10502YP0BP000M0	10	8.20	0.0367
2"L	50		1052LYP0BP000M0	6	8.80	0.0525
2 1/2"	65		10525YP0BP000M0	6	9.00	0.0525
3"	80		10503YP0BP000M0	6	12.20	0.5250
3"	80	Flanged (Metal)	10503YP0CC000M0	2	10.00	0.0367



BERMAD Solenoid Controlled Valve with 2-Way Internal Control & Flow Stem

I10-N-2W-M

Solenoid S-390-2W-24V/AC


Size		Connection	Cat. No.			
Inch	mm			Units per Case	Weight (kg)	Volume (m ³)
1 1/2"	40	Threaded BSP	11015YP2BPN10M0	10	9.70	0.0367
2"	50		11002YP2BPN10M0	10	9.80	0.0367
2"L	50		1102LYP2BPN10M0	6	9.60	0.0525
2 1/2"	65		11025YP2BPN10M0	6	9.80	0.0525
3"	80		11003YP2BPN10M0	6	13.00	0.0525
3"	80	Flanged (Metal)	11003YP2CCN10M0	2	10.50	0.0525



BERMAD Solenoid Controlled Valve with Flow Stem

I10-3W-M

Solenoid S-390-3W-24V/AC


Size		Connection	Cat. No.			
Inch	mm			Units per Case	Weight (kg)	Volume (m ³)
1 1/2"	40	Threaded BSP	11015YP3BP000M8-S390	10	10.50	0.0367
2"	50		11002YP3BP000M8-S390	10	10.30	0.0367
2"L	50		1102LYP3BP000M8-S390	6	10.20	0.0525
2 1/2"	65		11025LYP3BP000M8-S390	6	10.30	0.0525
3"	80		11003YP3BP000M8-S390	6	13.20	0.0525
3"	80	Flanged (Metal)	11003YP3CC000M8-S390	2	11.10	0.0525




BERMAD Pressure Reducing Valve with 2-Way Solenoid Control & Flow Stem

I20-55-2W-M

Solenoid S-390-2W-24V/AC

Size		Connection	Cat. No.			
Inch	mm			Units per Case	Weight (kg)	Volume (m ³)
1 1/2"	40	Threaded BSP	12015YP2BP550M8	6	7.80	0.0525
2"	50		12002YP2BP550M8	6	8.00	0.0525
2"L	50		1202LYP2BP550M8	6	8.20	0.0525
2 1/2"	65		12025YP2BP550M8	4	8.60	0.0525
3"	80		12003YP2BP550M8	4	9.60	0.0525
3"	80	Flanged (Metal)	12003YP2CC550M8	2	11.20	0.0525





BERMAD Latching Solenoid Controlled Valve with 2W Internal Controls & Flow Stem

I10-LS-2W-M

Solenoid S-392 Latching, 6-20VDC

Size		Connection	Cat. No.	Units per Case		
Inch	mm			Units per Case	Weight (kg)	Volume (m³)
1½"	40	Threaded BSP	11015YP9BPN10M0	10	9.70	0.0367
2"	50		11002YP9BPN10M0	10	9.80	0.0367
2"L	50		1102LYP9BPN10M0	6	9.60	0.0525
2½"	65		11025YP9BPN10M0	6	9.80	0.0525
3"	80		11003YP9BPN10M0	6	13.00	0.0525
3"	80	Flanged (Metal)	11003YP9CCN10M0	2	10.50	0.0525



BERMAD Latching Solenoid Controlled Valve with Flow Stem

I10-LS-3W-M

Solenoid S-982 Latching, 12-50V/DC

Size		Connection	Cat. No.	Units per Case		
Inch	mm			Units per Case	Weight (kg.)	Volume (m³)
1½"	40	Threaded BSP	11015YPKBP000M8	10	9.90	0.0367
2"	50		11002YPKBP000M8	10	10.00	0.0367
2"L	50		1102LYPKBP000M8	6	9.80	0.0525
2½"	65		11025YPKBP000M8	6	10.00	0.0525
3"	80		11003YPKBP000M8	6	13.20	0.0525
3"	80	Flanged (Metal)	11003YPKCC000M8	2	10.70	0.0525



BERMAD Pressure Reducing Valve with 2-Way Latching Solenoid Control, Manual Selector & Flow Stem

I20-55-LS-2W-M

Solenoid S-392 Latching, 6-20V/DC

Size		Connection	Cat. No.	Units per Case		
Inch	mm			Units per Case	Weight (kg.)	Volume (m³)
1½"	40	Threaded BSP	12015YP2BP550M8-S-392	6	7.80	0.0525
2"	50		12002YP2BP550M8-S-392	6	8.00	0.0525
2"L	50		1202LYP2BP550M8-S-392	6	8.20	0.0525
2½"	65		12025YP2BP550M8-S-392	4	8.60	0.0525
3"	80		12003YP2BP550M8-S-392	4	9.60	0.0525
3"	80	Flanged (Metal)	12003YP2CC550M8-S-392	2	11.20	0.0525



200 Series

Plastic Hydraulic/Electronic Control Valves for residential, commercial and agricultural irrigation systems.

The BERMAD LANDSCAPE 200 Series plastic control valves range from ¾" to 2" in size, in either globe or angle pattern. These control valves provide superior hydraulic performance, demonstrating state-of-the-art hydraulics and plastics technology.



Features and Benefits

- Spring Loaded Elastomeric
 - Self operated
 - Range of closing springs
- Plastic Globe Hydro-Efficient Valve
 - Unobstructed flow path
 - Single moving part
 - High flow capacity
 - Highly durable, chemical and cavitation resistant
- Flexible Balances Diaphragm & Seal
 - Fully opening
 - Secures drip-tight closing
- User-Friendly Design
 - Simple in-line inspection

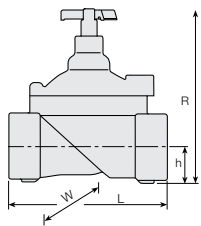


BERMAD Landscape

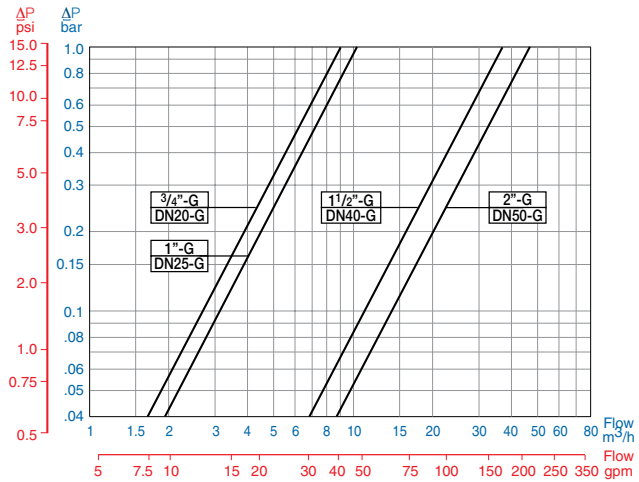
200 Series - Technical Specifications

Dimensions and Weights

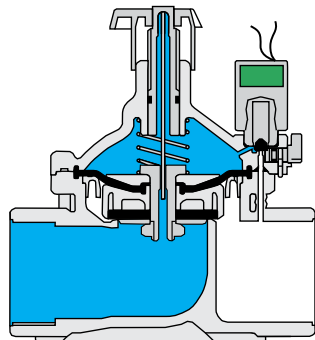
Pattern		Globe			
Size	DN	20	25	40	50
	inch	¾	1	1½	2
L	mm	110	110	160	170
	inch	4.3	4.3	6.3	6.7
R	mm	115	115	180	190
	inch	4.5	4.5	7.1	7.5
h	mm	22	22	35	38
	inch	0.9	0.9	1.4	1.5
W	mm	78	78	125	125
	inch	3.1	3.1	4.9	4.9
Weight	Kg.	0.35	0.33	1	1.1
	lb.	0.77	0.73	2.2	2.4



Flow Chart



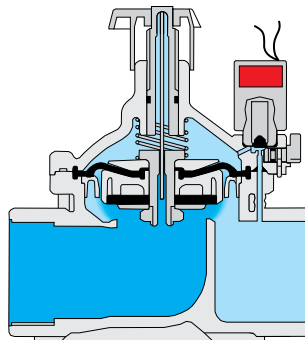
Operation



Closed Position

The internal restriction continuously allows line pressure into the control chamber. The solenoid controls outflow from the control chamber.

When the solenoid is closed it causes pressure to accumulate in the control chamber, thereby forcing the valve to close.



Open Position

Opening the Solenoid releases more flow from the control chamber than the restriction can allow in. This causes the accumulated pressure in the control chamber to drop, enabling the line pressure acting on the plug to the valve.

Technical Specifications

Sizes: ¾"-2"; DN20-50

Patterns:

Globe: ¾, 1, 1½ & 2"; DN20, 25, 40 & 50

End Connections: Female Threads BSP or NPT

Pressure Rating: 10 bar; 145 psi

Operating Pressure Range: 0.5-10 bar; 7-145 psi

Materials:

Body, Cover and Plug: Reinforced Nylon


Diaphragm: NR

Seals: NBR [Buna-N] and NR

Spring: Stainless Steel

Cover Bolts: Stainless Steel





BERMAD Hydraulic Control Valve with Flow Stem

Size		Connection	Cat. No.			
Inch	mm			Units per Case	Weight (kg.)	Volume (m ³)
3/4"	20	Threaded BSP	20507GP0BP000M0	40	10.6	0.0367
1"	25		20501GP0BP000M0	40	10.5	0.0367
1 1/2"	40		20515GP0BP000M0	10	10.7	0.0367
2"	50		20502GP0BP000M0	10	11.0	0.0367



BERMAD Solenoid Controlled Valve with 2-Way Internal Controls & Flow stem

Solenoid S-390-2W, 24V/AC

Size		Connection	Cat. No.			
Inch	mm			Units per Case	Weight (kg)	Volume (m ³)
3/4"	20	Threaded BSP	21007GP2BP000M0	20	7.4	0.0183
1"	25		21001GP2BP000M0	20	7.4	0.0183
1 1/2"	40		21015GP2BP000M0	10	11.2	0.0367
2"	50		21002GP2BP000M0	10	11.7	0.0367



BERMAD Solenoid Controlled Valve with 3-Way Controls & Flow Stem

Solenoid S-390-3W 24V/AC

Size		Connection	Cat. No.			
Inch	mm			Units per Case	Weight (kg)	Volume (m ³)
1 1/2"	40	Threaded BSP	21015GP3BP000M0-S390	10	11.4	0.0367
2"	50		21002GP3BP000M0-S390	10	11.9	0.0367




BERMAD Pressure Reducing Valve with 2-Way Solenoid Control & Flow Stem

Solenoid S-390-2W 24V/AC

Size		Connection	Cat. No.			
Inch	mm			Units per Case	Weight (kg)	Volume (m ³)
1 1/2"	40	Threaded BSP	22015GP2BP550M0	2	3.8	0.0306
2"	50		22002GP2BP550M0	2	4.1	0.0306






BERMAD Latching Solenoid Controlled Valve with 2-Way Control & Flow Stem

210-LS-2W-M

Solenoid S-392 Latching, 6-20VDC

Size		Connection	Cat. No.			
Inch	mm			Units per Case	Weight (kg)	Volume (m ³)
3/4"	20	Threaded BSP	21007GP9BP000M0	20	7.5	0.0183
1"	25		21001GP9BP000M0	20	7.3	0.0183
1 1/2"	40		21015GP9BP000M0	10	11.2	0.0367
2"	50		21002GP9BP000M0	10	11.7	0.0367


DC



BERMAD Latching Solenoid Controlled Valve with 3-Way Control & Flow Stem

210-LS-3W-M

Solenoid S-982 Latching, 12-50V/DC

Size		Connection	Cat. No.			
Inch	mm			Units per Case	Weight (kg)	Volume (m ³)
1 1/2"	40	Threaded BSP	21015GPKBP000M0	10	11.2	0.0367
2"	50		21002GPKBP000M0	10	11.7	0.0367


DC



BERMAD Pressure Reducing Valve with 2-Way Latching Solenoid Control & Flow Stem

220-55-LS-2W-M

Solenoid S-392 Latching, 6-20VDC

Size		Connection	Cat. No.			
Inch	mm			Units per Case	Weight (kg)	Volume (m ³)
1 1/2"	40	Threaded BSP	22015GP2BP550M0-S392	2	3.8	0.0306
2"	50		22002GP2BP550M0-S392	2	4.1	0.0306

DC



Landscape Combine Valves Series

BERMAD's landscape combination valves are designed for gardens and landscapes with an aesthetical and compact installation.

The all-in-one construction eliminates extra parts, taking up less space and easily fits into a compact valve box.

Only BERMAD offers, adjustable pressure regulator, enabling complete control over water pressure and flow.

The system connects to an irrigation controller for efficient water management. In the event of power failure, the system can be manually controlled.

Made from high quality, durable materials, BERMAD's landscape combination valves ensure long life and trouble free operation.

Every element is manufactured to international quality standards, delivering optimal performance.

BERMAD brings you the highest quality pressure regulator, filter, and electric valve in a handy all-in-one system for quick and easy assembly - no connectors needed and no tools required!



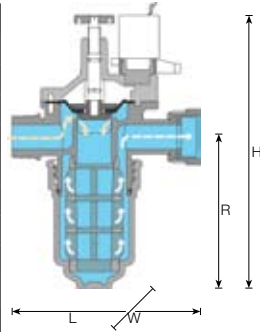
Features and Benefits

- Saves space - Compact modular system is ideal for gardens and landscapes using drip or micro-irrigation, sprinkler systems, and more
- All-in-one - One system including low-flow irrigation valve, pressure regulator, and filter (in single-piece construction), thereby reducing system components
- Quick installation - Fast DIY assembly; no tools needed
- Long-lasting - Manufactured from high-quality, durable materials to ensure long life and trouble free operation
- Reliable performance - Each component is manufactured to the highest standards
- Cost-effective - Enables tight control over water flow and usage
- Compatible - Connects to most irrigation controllers for efficient water management



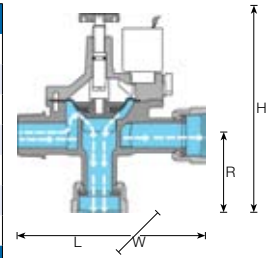
Electric Filter Valve (EFV)

Technical Specifications
Body & Cover: Reinforced nylon
Metal Parts: Stainless Steel
Diaphragm: NR
Seals: NBR (Buna-N)
Filter Screen: Stainless Steel -130 micron
Filter Cover: Polypropylene
End Connection: 1"/25 mm
Inlet: Male BSP; NPT
Outlet: Female BSP-Union; NPT-Union
Pressure
Pressure & Flow Rating: 10 bar:130 psi
Flow Range: 0.01-3 m ³ /h : 0.04-13 gpm
KV = 8.08 m ³ /h; CV = 9.33 GPM
Electrical Data
Solenoid: S-390-2W-24V/AC
Holding current: 125 mA
Inrush current: 250 mA
Protection: NEMA4
Solenoid: S-392-2W-6-20V/DC (LATCH)
Voltage Range: 6-20 V/DC
Pulse Width: 20-100 mSec
Recommended Capacitor: 4700 qF
Protection: NEMA4
Dimensions and Weight
Length: 4.92"/125 mm
Height: 8.19"/208 mm
Width: 3.15"/80 mm
Weight: 0.90 lb/0.395 kg



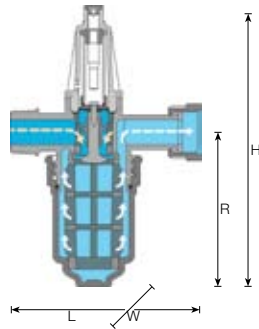
Electric Manifold Valve (EMV)

Technical Specifications
Body & Cover: Reinforced nylon
Metal Parts: Stainless Steel
Diaphragm: NR
Seals: NBR (Buna-N)
End Connection: 1"/25 mm
Inlet: Male BSP; NPT
Outlet: Female BSP-Union; NPT-Union
Pressure
Pressure & Flow Rating: 10 bar: 130 psi
Flow Range: 0.01-3 m ³ /h: 0.04-13 gpm
KV=8.8 m ³ /h; CV=10.17 gpm
Electrical Data
Solenoid: S-390-24V/AC
Holding current: 125 mA
Inrush current: 250 mA
Protection: NEMA4
Solenoid: S-392:6-20 V/DC (LATCH)
Voltage Range: 6-20 V/DC
Pulse Width: 20-100 m/Sec
Recommended Capacitor: 4700 qF
Protection: NEMA4
Dimensions and Weight
Length: 4.92"/125 mm
Height: 5.35"/136 mm
Width: 3.15"/80 mm
Weight: 0.75 lb/0.342 kg



Pressure Reducing Filter (PRF)

Technical Specifications
Body & Cover: Reinforced nylon
Metal Parts: Stainless Steel
Diaphragm: NBR (Buna-N) Reinforced nylon fabric
Springs: Stainless Steel
Filter Screen: Stainless Steel - 130 micron
Filter Cover: Polypropylene
End Connection: 1"/25 mm
Inlet: Male BSP; NPT
Outlet: Female BSP-Union; NPT-Union
Pressure
Pressure Rating: 10 bar: 130 psi
Flow Range: 0.01-3 m ³ /h : 0.04-13 gpm
KV=3.6 m ³ /h/ CV=4.15 gpm
Dimensions and Weight
Length: 4.92"/125 mm
Height: 8.15"/207 mm
Width: 3.15"/80 mm
Weight: 0.62 lb/0.280 kg



BERMAD Landscape

Landscape Combine Valves


EMV - Electric Manifold, Male Inlet, Record Outlet

NEW EMV-AC

Solenoid S-390-2W, 24V/AC

Inlet: Male; Outlet: Female-Union

Size		Connection	Cat. No.
Inch	mm		
1"	25	Threaded BSP	GM101GP2BR000M0

		
Units per Case	Weight (kg)	Volume (m ³)
16	6	0.0273



AC


EFV - Electric Filter Valve, Male Inlet, Record Outlet

NEW EFV-AC

Solenoid S-390-2W, 24V/AC

Inlet: Male; Outlet: Female-Union

Size		Connection	Cat. No.
Inch	mm		
1"	25	Threaded BSP	GF101GP2BR000M0

		
Units per Case	Weight (kg)	Volume (m ³)
16	7	0.0400



AC


EMV - Electric Latching Manifold, Male Inlet, Record Outlet

NEW EMV-LS

Solenoid S-392 Latching, 6-20VDC

Inlet: Male; Outlet: Female-Union

Size		Connection	Cat. No.
Inch	mm		
1"	25	Threaded BSP	GM101GP9BR000M0

		
Units per Case	Weight (kg)	Volume (m ³)
16	6	0.0273



DC


EFV - Electric Latching Filter Valve, Male Inlet, Record Outlet

NEW EFV-LS

Solenoid S-392 Latching, 6-20VDC

Inlet: Male; Outlet: Female-Union

Size		Connection	Cat. No.
Inch	mm		
1"	25	Threaded BSP	GF101GP9BR000M0

		
Units per Case	Weight (kg)	Volume (m ³)
16	7	0.0400




DC

PRF - Pressure Reducing Filter, Male Inlet, Record Outlet

NEW PRF

Flow 0.2- 5.0 m³/h

Inlet: Male; Outlet: Female-Union

Size		Pressure Bar (kg/cm ²)	Connection	Cat. No.			
Inch	mm				Units per Case	Weight (kg)	Volume (m ³)
1"	25	1.4	Threaded BSP	GRV01GP0BR00014	16	7	0.0400
1"	25	2.5	Threaded BSP	GRV01GP0BR00025	16	7	0.0400




PRF-05 - Pressure Reducing Filter - Low Flow, Male Inlet, Record Outlet

NEW PRF-05



Low Flow 0.01- 5.0 m³/h

Inlet: Male; Outlet: Female-Union

Size		Pressure Bar (kg/cm ²)	Connection	Cat. No.			
Inch	mm				Units per Case	Weight (kg)	Volume (m ³)
1"	25	1.4	Threaded BSP	GRV01GP0BR05014	16	7	0.0400
1"	25	2.5	Threaded BSP	GRV01GP0BR05025	16	7	0.0400



Typicle Application



40R Series

The BERMAD Hydraulic Control Landscape Valve is a hydraulically operated, diaphragm actuated control valve that opens and shuts in response to a local or remote pressure command.



Features and Benefits

- Hydraulic Control Valve
 - Line pressure driven
 - Hydraulically controlled On/Off
- Advanced Globe Hydro-Efficient Design
 - Unobstructed flow path
 - Single moving part
 - High flow capacity
- Fully Supported & Balanced Diaphragm
 - Requires low opening and actuation pressure
 - Progressively restrains valve closing
 - Prevents diaphragm distortion
- User-Friendly Design
 - Simple in-line inspection
 - Easy addition of control features
- Easy to Install - Thanks to the union connection at the inlet side of the valve
- Simple Maintenance - Easily serviceable



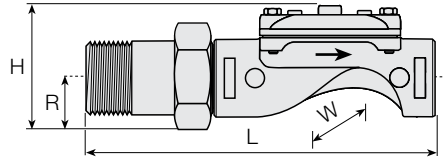
BERMAD Landscape

4OR Series – Technical Specifications

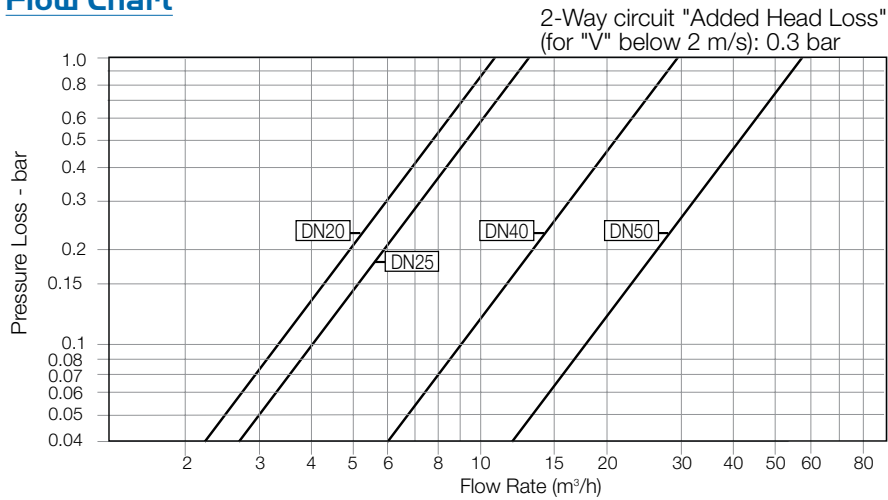
Dimensions and Weights

Globe Pattern GR-400

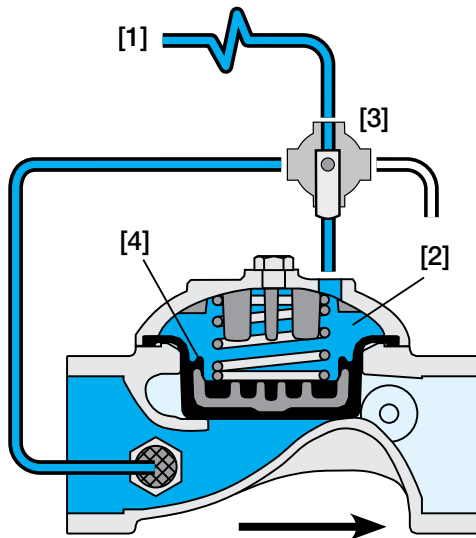
Size	1"	1½"	2"
L (mm)	178	235	475
H (mm)	70	91	119
W (mm)	72	95	120
R (mm)	27	40	55
Weight (kg)	1.5	2.5	4.5



Flow Chart



Operation



Hydraulic Command [1] is applied to the Control Chamber [2] through the Manual Selector [3]. This creates superior closing force that moves the Diaphragm Assembly [4] to a closed position.

- 16 Discharging pressure from the control chamber, by turning the manual selector, causes the line pressure acting on the lower side of the diaphragm assembly to move the Valve to an open position.

Technical Specifications

Sizes: 1"-2"; DN25-50

Patterns:

Globe: 1", 1½" & 2"; DN25, 40 & 50

End Connections: External Threads BSP

Pressure Rating: 10 bar; 145 psi

Operating Pressure Range: 0.5-10 bar; 7-145 psi

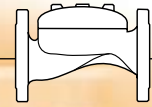
Materials:

Body, Cover and Plug: Brass

Diaphragm: NR

Spring: Stainless Steel

Bolts, Studs and Nuts: Zinc-Cobalt Plated Steel



BERMAD Hydraulic Control Landscape Valve

Basic Valve & Inlet Records

GR-4OR

Size		Connection	Cat. No.			
Inch	mm			Units per Case	Weight (kg)	Volume (m ³)
1"	25	External Threaded BSP	40R01GR0BP0000	6	9.40	0.0160
1½"	40		40R15GR0BP00000	4	11.27	0.0160
2"	50		40R02GR0BP00000	2	8.46	0.0160



BERMAD Solenoid Controlled Landscape Valve & Inlet Records

Solenoid S-390-3W-24V/AC

GR-4IR-KX

Size		Connection	Cat. No.			
Inch	mm			Units per Case	Weight (kg)	Volume (m ³)
1"	25	External Threaded BSP	41R01GR0BS003S8-S390	6	10.60	0.0183
1½"	40		41R15GR0BS003S8-S390	4	12.00	0.0183
2"	50		41R02GR0BS003S8-S390	2	8.90	0.0183



BERMAD Pressure Reducing Landscape Valve

with 2-Way Electric Control & Inlet Records

GR-42R-55-2W-K

Solenoid S-390-2W-24V/AC

Size		Connection	Cat. No.			
Inch	mm			Units per Case	Weight (kg)	Volume (m ³)
1½"	40	External Threaded BSP	42R15GR0BS552P8	2	7.20	0.0183
2"	50		42R02GR0BS552P8	2	9.50	0.0183



BERMAD Pressure Reducing Landscape Valve

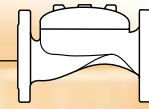
with 3-Way Electric Control & Inlet Records

GR-42R-55-3W-K

Solenoid S-390-3W-24V/AC

Size		Connection	Cat. No.			
Inch	mm			Units per Case	Weight (kg)	Volume (m ³)
1½"	40	External Threaded BSP	42R15GR0BS553P8	2	7.30	0.0183
2"	50		42R02GR0BS553P8	2	9.60	0.0183





BERMAD Latching Solenoid Controlled Valve with 3-Way Control & Inlet Records

GR-41R-LS-3W-K

Solenoid S-982 Latching, 12-50V/DC

Size		Connection	Cat. No.			
Inch	mm			Units per Case	Weight (kg)	Volume (m ³)
1"	25	External Threaded BSP	41R01GR0BS003S8-S982	6	10.80	0.0183
1½"	40		41R15GR0BS003S8-S982	4	12.10	0.0183
2"	50		41R02GR0BS003S8-S982	2	9.00	0.0183

DC



BERMAD Pressure Reducing Landscape Valve with 2-Way Latching Solenoid Control & Inlet Records

GR-42R-55-LS-2W-K

Solenoid S-392 Latching, 6-20V/DC

Size		Connection	Cat. No.			
Inch	mm			Units per Case	Weight (kg)	Volume (m ³)
1½"	40	External Threaded BSP	42R15GR0BS552P8-S392	2	7.20	0.0183
2"	50		42R02GR0BS552P8-S392	2	9.50	0.0183

DC



BERMAD Pressure Reducing Landscape Valve with 3-Way Latching Solenoid Control Inlet Records

GR-42R-55-LS-3W-K

Solenoid S-982 Latching, 12-50V/DC

Size		Connection	Cat. No.			
Inch	mm			Units per Case	Weight (kg)	Volume (m ³)
1½"	40	External Threaded BSP	42R15GR0BS553P8-S982	2	7.30	0.0183
2"	50		42R02GR0BS553P8-S982	2	9.60	0.0183

DC



400 Series

The BERMAD Hydraulic Control Landscape Valve is a hydraulically operated, diaphragm actuated control valve that opens and shuts in response to a local or remote pressure command.



Features and Benefits

- Hydraulic Control Valve
 - Line pressure driven
 - Hydraulically controlled On/Off
- Advanced Globe Hydro-Efficient Design
 - Unobstructed flow path
 - Single moving part
 - High flow capacity
- Fully Supported & Balanced Diaphragm
 - Requires low opening and actuation pressure
 - Progressively restrains valve closing
 - Prevents diaphragm distortion
- User-Friendly Design
 - Simple in-line inspection
 - Easy addition of control features

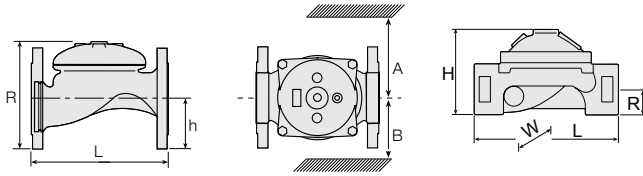


BERMAD Landscape

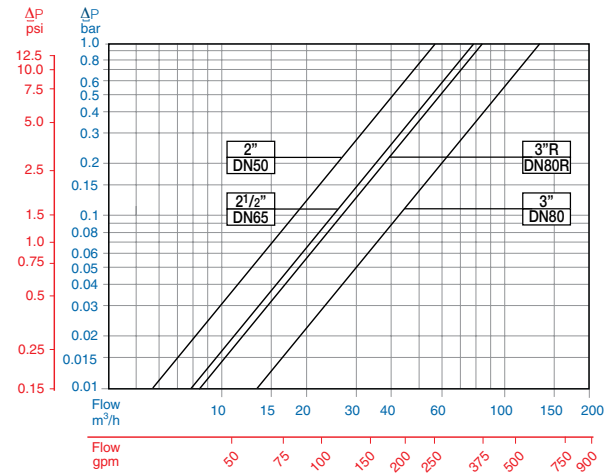
400 Series - Technical Specifications

Dimensions and Weights

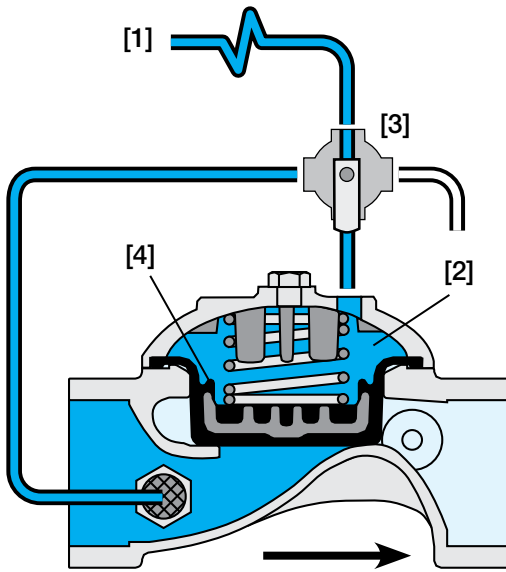
Pattern		Globe			
Connections		Threaded			Flange
Size	DN Inch	40 1 1/2"	50 2"	80 3"	80 3"
L	mm	153	180	255	250
	inch	6	7.1	10.0	9.8
R	mm	87	114	165	210
	inch	3.4	4.5	6.5	8.25
h	mm	29	39	55	100
	inch	1.1	1.5	2.2	3.9
A; B	mm	130	130	175	
	inch	5	5	7	
Weight	Kg	2	4	13	19
	lb.	4.4	8.8	28.7	41.9



Flow Chart



Operation



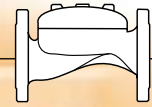
Hydraulic Command [1] is applied to the Control Chamber [2] through the Manual Selector [3]. This creates superior closing force that moves the Diaphragm Assembly [4] to a closed position. Discharging pressure from the control chamber, by turning the manual selector, causes the line pressure acting on the lower side of the diaphragm assembly to move the Valve to an open position.

20 Technical Data

Pressure Rating: 16 bar; 232 psi

Operating Pressure Range: 0.5-16 bar; 7-232 psi

For lower pressure requirements, consult factory



BERMAD Basic Hydraulic Control Valve

405

Size		Connection	Cat. No.			
Inch	mm			Units per Case	Weight (kg)	Volume (m ³)
1½"	40	Threaded BSP	40515GI1BP00000	10	11.17	0.0160
2"	50		40502GI1BP00000	10	11.42	0.0160
3"	80		40503GI1BP00000	4	13.20	0.0183
3"	80	Flanged ISO-16	40503GI11600000	4	13.66	0.0183



BERMAD Solenoid Control Valve

410-KX

Solenoid 5-390-3W-24V/AC

Size		Connection	Cat. No.			
Inch	mm			Units per Case	Weight (kg)	Volume (m ³)
1½"	40	Threaded BSP	41015GI1BP003S8-S390	2	8.80	0.0183
2"	50		41002GI1BP003S8-S390	2	9.30	0.0183
3"	80		41003GI1BP003S8-S390	1	13.10	0.0183
3"	80	Flanged ISO-16	41003GI116003S8-S390	1	13.70	0.0183



AC

BERMAD Pressure Reducing Valve with 2-Way Electric Control

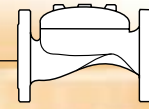
420-55-2W-K

Solenoid 5-390-2W-24V/AC

Size		Connection	Cat. No.			
Inch	mm			Units per Case	Weight (kg)	Volume (m ³)
1½"	40	Threaded BSP	42015GI1BP552P8	2	9.60	0.0183
2"	50		42002GI1BP552P8	2	10.20	0.0306
3"	80		42003GI1BP552P8	1	13.70	0.0306
3"	80	Flanged BSTD	42003GI116552P8	1	14.30	0.0306



AC



BERMAD Latching Solenoid Controlled Valve with 2-Way Control

410-LS-2W-K

Solenoid S-392 Latching, 6-20V/DC

Size		Connection	Cat. No.			
Inch	mm			Units per Case	Weight (kg)	Volume (m ³)
1½"	40	Threaded BSP	41015GI1BP002S8-S392	2	8.80	0.0183
2"	50		41002GI1BP002S8-S392	2	9.30	0.0183
3"	80		41003GI1BP002S8-S392	1	13.10	0.0183
3"	80	Flanged BSTD	41003GI116002S8-S392	1	13.70	0.0183

DC



BERMAD Latching Solenoid Controlled Valve with 3-Way Control

410-LS-3W-K

Solenoid S-982 Latching, 12-50V/DC

Size		Connection	Cat. No.			
Inch	mm			Units per Case	Weight (kg)	Volume (m ³)
1½"	40	Threaded BSP	41015GI1BP003S8-S982	2	9.20	0.0183
2"	50		41002GI1BP003S8-S982	2	9.70	0.0183
3"	80		41003GI1BP003S8-S982	1	13.30	0.0183
3"	80	Flanged ISO-16	41003GI116003S8-S982	1	13.90	0.0183

DC



BERMAD Pressure Reducing Valve with 2-Way Latching Solenoid Control

420-55-LS-2W-K

Solenoid S-392 Latching, 6-20V/DC

Size		Connection	Cat. No.			
Inch	mm			Units per Case	Weight (kg)	Volume (m ³)
1½"	40	Threaded BSP	42015GI1BP552P8-S392	2	9.20	0.0183
2"	50		42002GI1BP552P8-S392	2	10.00	0.0306
3"	80		42003GI1BP552P8-S392	1	13.60	0.0306
3"	80	Flanged ISO-16	42003GI116552P8-S392	1	14.20	0.0306

DC



90R Series

The BERMAD Landscape Hydrometer with Magnetic Drive integrates a vertical turbine Woltman-type water meter with a diaphragm actuated hydraulic control valve. The impeller drive is magnetically coupled to a vacuum-sealed meter register in the control head.

Serving as Flow Meter and Main Valve, the BERMAD Model 90R-M0-Z controls irrigation together with the irrigation controller. It opens and shuts in response to remote hydraulic commands or locally by its manual selector.



Features and Benefits

- Integrated "All-in-One" Control Valve
 - Saves space, cost and maintenance
- Hydraulically Controlled Hydrometer
 - Line pressure driven
- Magnetic Drive with Vacuum-Sealed Register
 - Water-free gear train mechanism
 - Reed-switch and Opto pulse-generating modes
 - Various pulse combinations
- Internal Inlet & Outlet Flow Straighteners
 - Saves on straightening distances
 - Maintains accuracy
- Integrated Flow Metering Calibration Device
 - Precise measurement
- User-Friendly Design
 - Simple in-line inspection and service

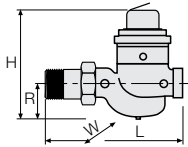


BERMAD Landscape

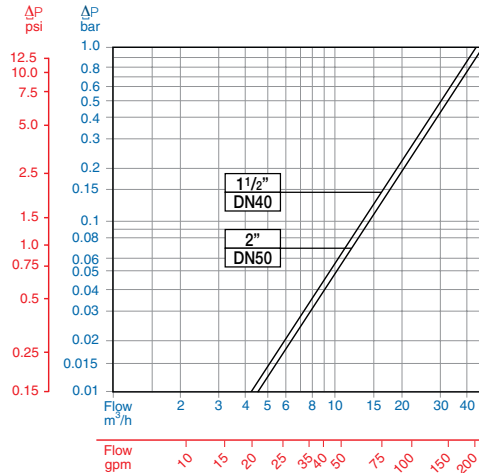
90R Series - Technical Specifications

Dimensions and Weights

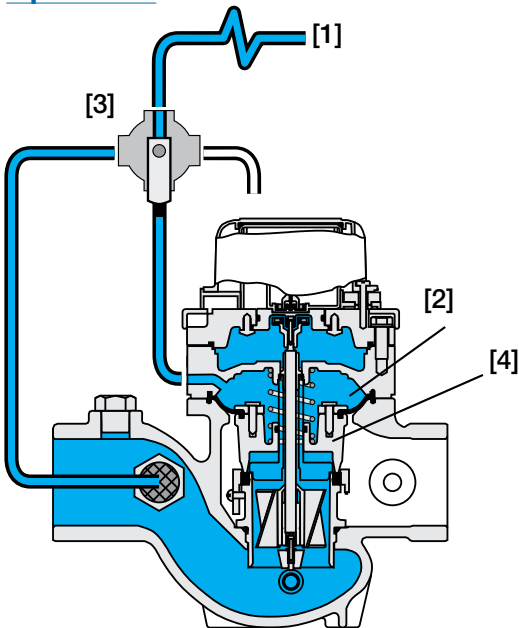
Connections		Threaded	
Size		DN40	DN50
L	mm	317	327
W	mm	137	137
H	mm	270	277
R	mm	95	95
Weight	Kg	7.2	7.3



Flow Chart



Operation



A Hydraulic Command [1] is applied to the Control Chamber [2], through the Manual Selector [3]. This creates a superior closing force that moves the Diaphragm Assembly [4] to a closed position. Discharging pressure from the control chamber, by turning the manual selector, causes the line pressure acting on the lower side of the diaphragm assembly to move the Hydrometer to an open position, and measure the flow rate.

Accuracy Table

	Accuracy	DN40	DN50
Q1 Minimum Flow	±5%	.8	0.8
Q2 Transitional Flow	±2%	1.3	1.3
Qn Nominal Flow ISO 4064-1-1993	±2%	15	15
Q3 Permanent Flow	±2%	25	40
Q4 Maximum Flow (Short Time)	±2%	31	50
Q2/Q1	-	1.6	1.6
Q3/Q1	-	31	50
Class ISO 4064-1-1993	-	A	A

Pulse Option

Size	One pulse per	Liter, Gallon
		1, 0.1
1 1/2"-2", DN40-50		■
		■

Technical Data

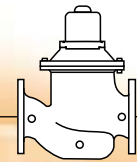
End Connections:

Threaded: 1 1/2, 2 ; DN40, 50

Pressure Rating: 16 bar; 232 psi

Minimum Operating Pressure: 0.5 bar; 7 psi

For lower pressure requirements, consult factory



BERMAD Hydraulic Super Hydrometer Landscape Valve with Magnetic Drive, Manual Selector, Pulse 0.1 m³ & Records

GR-90R/M0-0U-MZ-R02

Inlet: Male-Union, Outlet: Female

Size		Connection	Cat. No.	Units per Case		
Inch	mm			Units per Case	Weight (kg)	Volume (m ³)
1½"	40	External Threaded BSP	90R15GIM0BS0UM08Z-0.1 m ³	1	8.90	0.0306
2"	50		90R02GIM0BS0UM08Z-0.1 m ³	1	9.20	0.0306



BERMAD Super Hydrometer 3-Way Control Solenoid Landscape Valve with Magnetic Drive, Pulse 0.1 m³ & Records

GR-91R/M0-0U-KX-R02

Inlet: Male-Union, Outlet: Female

Solenoid S-390-3W-24V/AC

Size		Connection	Cat. No.	Units per Case		
Inch	mm			Units per Case	Weight (kg)	Volume (m ³)
1½"	40	External Threaded BSP	91R15GIM0BP0UM08-0.1 m ³	1	9.10	0.0306
2"	50		91R02GIM0BP0UM08-0.1 m ³	1	9.40	0.0306



BERMAD Super Pressure Reducing Hydrometer Landscape with Magnetic Drive, 2-Way Solenoid Control, Pressure Gauge, Pulse 0.1 m³ & Records

GR-92R/M0-5S-2W-K6-R02

Inlet: Male-Union, Outlet: Female

Solenoid S-390-2W-24V/AC

Size		Connection	Cat. No.	Units per Case		
Inch	mm			Units per Case	Weight (kg)	Volume (m ³)
1½"	40	External Threaded BSP	92R15GIM0BP5S00M086-2W-0.1m ³	1	9.50	0.0306
2"	50		92R02GIM0BP5S00M086-2W-0.1m ³	1	9.80	0.0306



BERMAD Super Pressure Reducing Hydrometer Landscape with Magnetic Drive, 3-Way Electric Control, Pressure Gauge, Pulse 0.1 m³ & Records

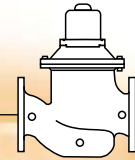
GR-92R/M0-5S-3W-K6-R02

Inlet: Male-Union, Outlet: Female

Solenoid S-390-3W-24V/AC

Size		Connection	Cat. No.	Units per Case		
Inch	mm			Units per Case	Weight (kg)	Volume (m ³)
1½"	40	External Threaded BSP	92R15GIM0BP5S00M086-0.1m ³	1	9.50	0.0306
2"	50		92R02GIM0BP5S00M086-0.1m ³	1	9.80	0.0306






BERMAD Super Hydrometer Landscape Latching 3-Way Control Solenoid

with Magnetic Drive, Pulse 0.1 m³ & Records

GR-91R/M0-0U-LS-KX-R02

Inlet: Male-Union, Outlet: Female

Solenoid S-982 Latching, I2-50V/DC

Size		Connection	Cat. No.			
Inch	mm			Units per Case	Weight (kg)	Volume (m ³)
1½"	40	External Threaded BSP	91R15GIM0BP0UM08-S982-0.1 m ³	1	9.20	0.0306
2"	50		91R02GIM0BP0UM08-S982-0.1 m ³	1	9.50	0.0306




BERMAD Super Pressure Reducing Hydrometer Landscape

with Magnetic Drive, Latching 2-Way Solenoid Control,
Pressure Gauge, Pulse 0.1 m³ & Records

GR-92R/M0-5S-2W-LS-K6-R02

Inlet: Male-Union, Outlet: Female

Solenoid S-392-2W-6-20V/DC

Size		Connection	Cat. No.			
Inch	mm			Units per Case	Weight (kg)	Volume (m ³)
1½"	40	External Threaded BSP	92R15GIM0BP5SM086-S392-0.1m ³	1	9.50	0.0306
2"	50		92R02GIM0BP5SM086-S392-0.1m ³	1	9.80	0.0306




BERMAD Super Pressure Reducing Hydrometer Landscape

with Magnetic Drive, Latching 3-Way Solenoid Control,
Pressure Gauge, Pulse 0.1 m³ & Records

GR-92R/M0-5S-3W-LS-K6-R02

Inlet: Male-Union, Outlet: Female

Solenoid S-982 Latching, I2-50V/DC

Size		Connection	Cat. No.			
Inch	mm			Units per Case	Weight (kg)	Volume (m ³)
1½"	40	External Threaded BSP	92R15GIM0BP5SM086-S982-0.1m ³	1	9.50	0.0306
2"	50		92R02GIM0BP5SM086-S982-0.1m ³	1	9.80	0.0306



900 Series

The BERMAD Landscape Hydrometer with Magnetic Drive integrates a vertical turbine Woltman-type water meter with a diaphragm actuated hydraulic control valve. The impeller drive is magnetically coupled to a vacuum-sealed meter register in the control head. Serving as Flow Meter and Main Valve, the BERMAD Model 900-M0 controls irrigation together with the irrigation controller. It opens and shuts in response to remote hydraulic commands or locally by its manual selector.



Features and Benefits

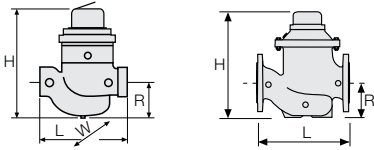
- Integrated “All-in-One” Control Valve
 - Saves space, cost and maintenance
- Hydraulically Controlled Hydrometer
 - Line pressure driven
- Magnetic Drive with Vacuum-Sealed Register
 - Water-free gear train mechanism
 - Reed-switch and Opto pulse-generating modes
 - Various pulse combinations
- Internal Inlet & Outlet Flow Straighteners
 - Saves on straightening distances
 - Maintains accuracy
- Integrated Flow Metering Calibration Device
 - Precise measurement
- User-Friendly Design
 - Simple in-line inspection and service

BERMAD Landscape

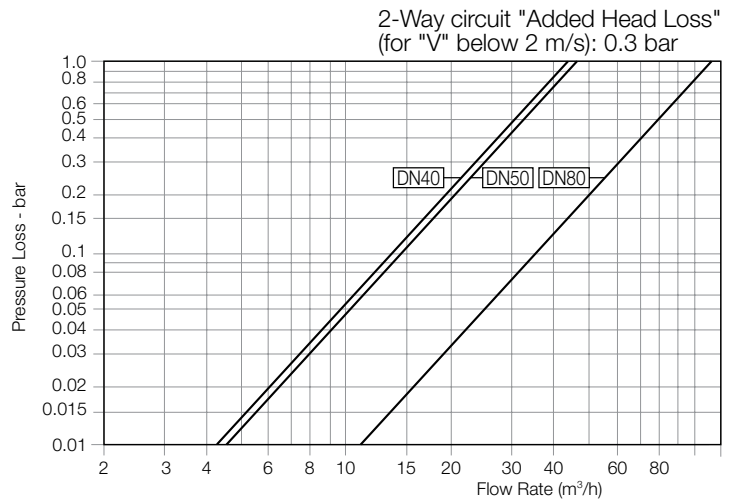
900 Series - Technical Specifications

Dimensions and Weights

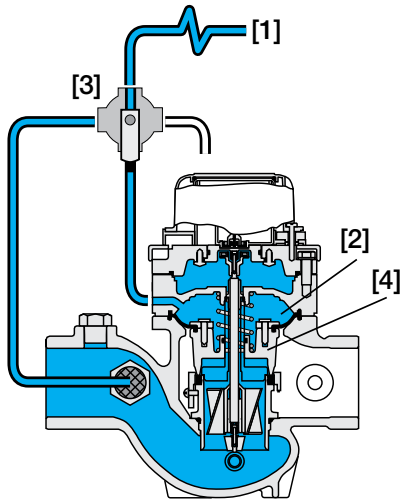
Size	DN Inch	40-T 1 1/2-T	50-T 2-T	80R-T 3R-T	80-F 3-F
L	mm	250	250	250	300
	inch	9.8	9.8	9.8	11.8
R	mm	270	277	277	382
	inch	10.6	10.9	10.9	15.0
h	mm	95	95	79	123
	inch	3.7	3.7	3.1	4.8
Weight	Kg	6.8	8.8	7.3	26.0
	lb.	15	19.4	16.1	57.3



Flow Chart



Operation



Hydraulic Command [1] is applied to the Control Chamber [2], through the Manual Selector [3]. This creates a superior closing force that moves the Diaphragm Assembly [4] to a closed position. Discharging pressure from the control chamber, by turning the manual selector, causes the line pressure acting on the lower side of the diaphragm assembly to move the Hydrometer to an open position, and measure the flow rate.

Accuracy & Flow Data

Size	Accuracy	DN inch	80R 3R	80 3
ISO 4064-1 Class				
B				
Q min (Minimum flow)	5%	m ³ gpm	1.2 5.3	1.2 5.3
Qn, ISO 4064-1 (Nominal flow)	2%	m ³ gpm	17 75	40 176
Qper=Q3 (Permanent flow)	2%	m ³ gpm	40 176	100 440

Pulse Option

Size	One pulse per	Liter, Gallon
		1, 0.1
1 1/2"-3", DN40-80		■
		■

Technical Data

End Connections:

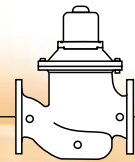
Threaded: 1 1/2, 2 & 3"R; DN40, 50 & 80R

Flanged: 3, DN80

Pressure Rating: 16 bar; 232 psi

Minimum Operating Pressure: 0.5 bar; 7 psi

For lower pressure requirements, consult factory



BERMAD Hydrometer with Magnetic Drive, Pulse 0.1 m³

900/M0-R02

Size		Connection	Cat. No.			
Inch	mm			Units per Case	Weight (kg)	Volume (m ³)
1½"	40	Threaded BSP	90015GIM0BP00000-0.1 m ³	1	7.20	0.0183
2"	50		90002GIM0BP00000-0.1 m ³	1	8.60	0.0183
3"R	80		9003RGIM0BP00000-0.1 m ³	*	*	*
3"	80	Flanged ISO-16	90003GCM01600000-0.1 m ³	*	*	*



* See page 28

BERMAD 3-Way Solenoid Control Hydrometer with Magnetic Drive, Pulse 0.1 m³

910/M0-KX-R02

Solenoid S-390-3W-24V/AC

Size		Connection	Cat. No.			
Inch	mm			Units per Case	Weight (kg)	Volume (m ³)
1½"	40	Threaded BSP	91015GIM0BP00008-0.1 m ³	1	7.40	0.0183
2"	50		91002GIM0BP00008-0.1 m ³	1	8.80	0.0183
3"R	80		9103RGIM0BP00008-0.1 m ³	*	*	*
3"	80	Flanged ISO-16	91003GCM01600008-0.1 m ³	*	*	*



* See page 28

BERMAD 2-Way Solenoid Control Pressure Reducing Hydrometer with Magnetic Drive, Pulse 0.1 m³

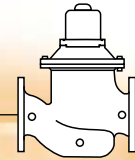
920/M0-55-2W-K-R02

Solenoid S-390-2W-24V/AC

Size		Connection	Cat. No.			
Inch	mm			Units per Case	Weight (kg)	Volume (m ³)
1½"	40	Threaded BSP	92015GIM0BP55008-2W-0.1 m ³	1	7.70	0.0183
2"	50		92002GIM0BP55008-2W-0.1 m ³	1	9.00	0.0183
3"R	80		9203RGIM0BP55008-2W-0.1 m ³	*	*	*
3"	80	Flanged ISO-16	92003GCM01655008-2W-0.1 m ³	*	*	*




* See page 28



BERMAD 2-Way Control Latching Solenoid Hydrometer with Magnetic Drive, Pulse 0.1 m³

910/M0-LS-2W-K-R02

Solenoid S-392 Latching, 6-20V/DC

Size		Connection	Cat. No.			
Inch	mm			Units per Case	Weight (kg)	Volume (m ³)
1½"	40	Threaded BSP	91015GIM0BP00008-S392-0.1 m ³	1	7.40	0.0183
2"	50		91002GIM0BP00008-S392-0.1 m ³	1	8.80	0.0183
3"R	80		9103RGIM0BP00008-S392-0.1 m ³	*	*	*
3"	80	Flanged ISO-16	91003GCM01600008-S392-0.1 m ³	*	*	*




* See page 28

BERMAD 3-Way Control Latching Solenoid Hydrometer with Magnetic Drive, Pulse 0.1 m³

910/M0-LS-3W-K-R02

Solenoid S-982 Latching, 12-50V/DC

Size		Connection	Cat. No.			
Inch	mm			Units per Case	Weight (kg)	Volume (m ³)
1½"	40	Threaded BSP	91015GIM0BP00008-S982-0.1 m ³	1	7.40	0.0183
2"	50		91002GIM0BP00008-S982-0.1 m ³	1	8.80	0.0183
3"R	80		9103RGIM0BP00008-S982-0.1 m ³	*	*	*
3"	80	Flanged ISO-16	91003GCM01600008-S982-0.1 m ³	*	*	*




* See page 28

BERMAD 2-Way Latching Solenoid Control Pressure Reducing Hydrometer with Magnetic Drive, Pulse 0.1 m³

920/M0-55-LS-2W-K-R02

Solenoid S-392 Latching, 6-20V/DC

Size		Connection	Cat. No.			
Inch	mm			Units per Case	Weight (kg)	Volume (m ³)
1½"	40	Threaded BSP	92015GIM0BP55008-S392-0.1m ³	1	7.70	0.0183
2"	50		92002GIM0BP55008-S392-0.1m ³	1	9.00	0.0183
3"R	80		9203RGIM0BP55008-S392-0.1m ³	*	*	*
3"	80	Flanged ISO-16	92003GCM01655008-S392-0.1m ³	*	*	*



* See page 28

MT Series

Bermadon - Automatic Shut-Off Water Metering Valves, for use in small-scale automatic irrigation and refilling of small tanks.

The Bermadon automatically delivers a preset quantity of water, after which it shuts itself off. This original design saves water by actually metering flow rather than timing it.

Features and Benefits

- No electricity required
- Simple design and high quality materials
- Maximum maintenance
- Extreme accuracy and dependability
- Easy installation and operation
- Metered water delivery during irrigation cycle unaffected by pressure fluctuations
- Can be installed in any position

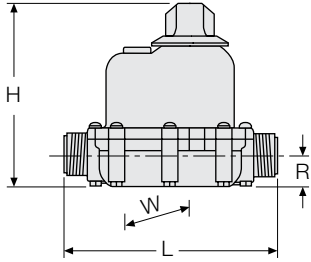


BERMAD Landscape

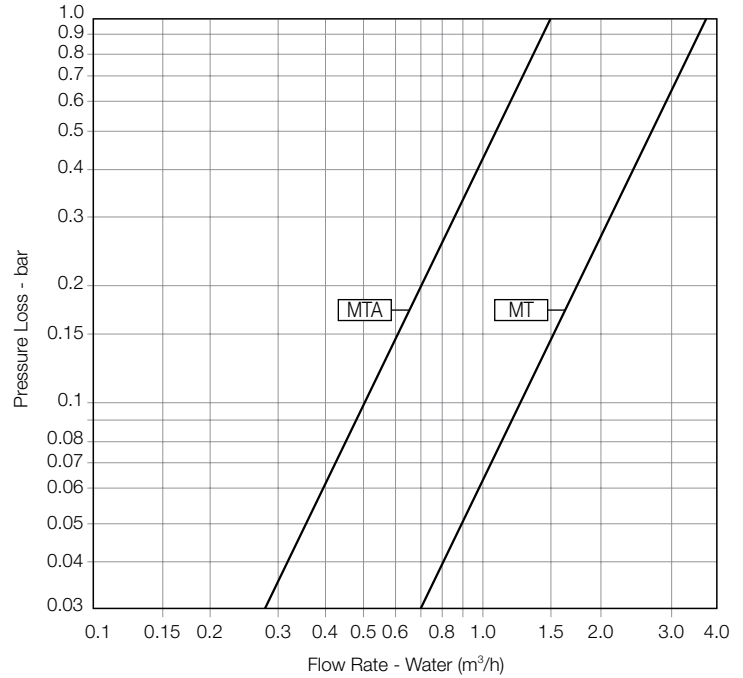
MT Series - Technical Specifications

Dimensions and Weights

Size	Inch	¾"	1"
L	mm	166	166
H	mm	145	145
W	mm	100	100
R	mm	25	25
Weight	Kg	0.60	0.65



Flow Chart



Flow Rate and Dial Capacity

Valve Category	Size		Nominal Flow Rate (m³/h)	Flow Rate (m³/h)		Dial Capacity	Graduation (liters)
	¾"	1"		Min	Max		
MT	•	•	3.0	0.5	5.0	100 Liter	2.5
						1000 Liter	25
						2000 Liter	50
						4-m³	100
						10-m³	250
						20-m³	500
						50-m³	1000
MTA	•	•	1.5	0.1	2.0	50 Liter	1
						500 Liter	10
						2000 Liter	50
						4-m³	100
						8-m³	200

Technical Data

Sizes: ¾" & 1"

End Connections: Male Threads BSP or NPT

Pressure Rating: ISO: PN6 ANSI: Class 90

Operating Pressure Range: 0.7-6 bar (10-90 psi)

Valve Category: MT - Normal flow

MTA - Low flow

Temperature Range: Water up to 80°C (180°F)

Accuracy of dosing: 2% of the max scale valve plus 4% of the set volume.

Meets ISO 7714 Class 3 requirements

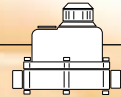
32 Materials:

Base, Housing and Gear: Plastic

Shafts and Springs: Stainless Steel


Seals: EPDM and NBR





Automatic Metering Valves - Standard flow


Flow 0.5- 5.0 m³/h

Dial Capacity	Size		Cat. No.			
	Inch	mm		Units per Case	Weight (kg)	Volume (m ³)
1000 Liter	3/4"	DIN20	MT0071LIBP01000	12	8.90	0.0367
	1"	DIN25	MT0011LIBP01000	12	8.90	0.0367
2000 Liter	3/4"	DIN20	MT0071LIBP02000	12	8.90	0.0367
	1"	DIN25	MT0011LIBP02000	12	8.90	0.0367
4 m ³	3/4"	DIN20	MT0071M3BP00004	12	8.90	0.0367
	1"	DIN25	MT0011M3BP00004	12	8.90	0.0367
10 m ³	3/4"	DIN20	MT0071M3BP00010	12	8.90	0.0367
	1"	DIN25	MT0011M3BP00010	12	8.90	0.0367



Automatic Metering Valves - Low Flow

Flow 0.1-2.0 m³/h

Dial Capacity	Size		Cat. No.			
	Inch	mm		Units per Case	Weight (kg)	Volume (m ³)
50 Liter	3/4"	DIN20	MTA071LIBP00050	12	8.90	0.0367
	1"	DIN25	MTA011LIBP00050	12	8.90	0.0367
500 Liter	3/4"	DIN20	MTA071LIBP00500	12	8.90	0.0367
	1"	DIN25	MTA011LIBP00500	12	8.90	0.0367
2000 Liter	3/4"	DIN20	MTA071LIBP02000	12	8.90	0.0367
	1"	DIN25	MTA011LIBP02000	12	8.90	0.0367
4 m ³	3/4"	DIN20	MTA071M3BP00004	12	8.90	0.0367
	1"	DIN25	MTA011M3BP00004	12	8.90	0.0367
8 m ³	3/4"	DIN20	MTA071M3BP00008	12	8.90	0.0367
	1"	DIN25	MTA011M3BP00008	12	8.90	0.0367



AR Series

The exclusive AR Series products, manufactured from high quality plastics and metals, offer outstanding features and advantages:

- Perfect sealing under very low system pressure
- High flow capacity
- Patented operation together with smart design
- Simple, compact and reliable product

Features and Benefits

- Only one or two moving parts, depending on model
- Corrosion resistant construction
- Pressure balanced float, free of distortion or collapse
- Special drip tight dynamic seal
- Exclusive kinetic design prevents floats from being blow shut
- Perfect sealing under system pressure as low as 0.1 bar

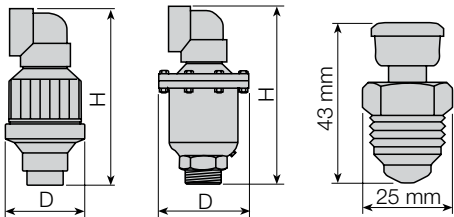


BERMAD Landscape

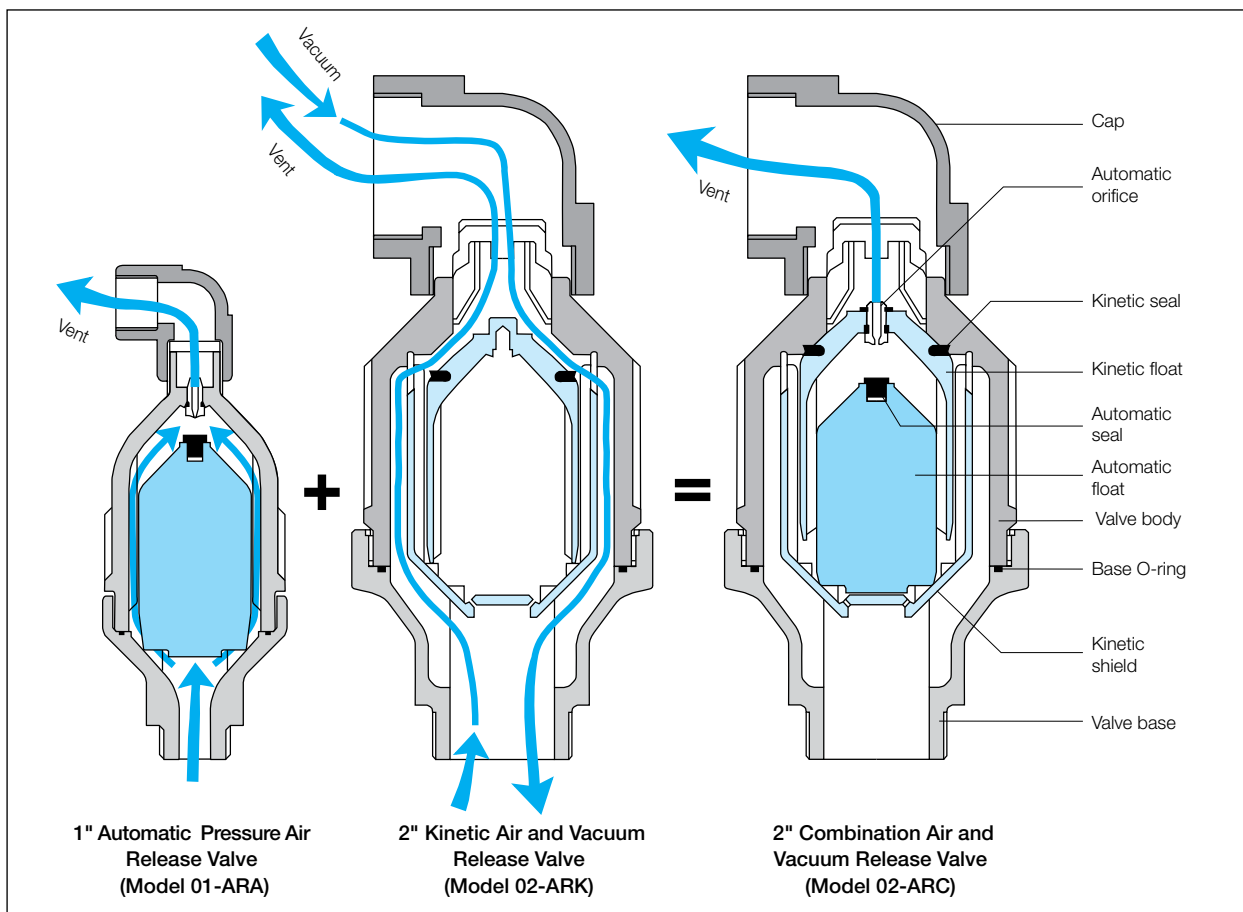
AR Series - Technical Specifications

Dimensions and Weights

Valve Model	Size	Plastic Body			Metallic Body		
		D (mm)	H (mm)	Weight (mm)	D (mm)	H (mm)	Weight (mm)
Combination (02-ARC)	2"	130	245	2.8	150	290	5.5
Kinetic (02-ARK)	2"	130	245	2.7	150	290	5.4
Automatic (01-ARA)	1"	85	180	0.9	120	230	3.0
Vacuum Breaker (ARV)	½"	25	43	0.1			



Valve Assembly



Technical Data

Sizes: 2", 1", ½"

End Connection: Threading BSP, NPT

Pressure Rating:

Plastic body models: ISO: PN 10

Cast iron models: ISO: PN 16; ANSI: # 125

Operating Pressure Range:

Plastic body: 0.1-10 bar (1½-150 psi)

Iron body: 0.1-16 bar (1½-225 psi)

Temperature Range: Water up to 80°C (180°F)

Materials:

Body and Cover: Plastic or Polyester-coated

Cast Iron

Floats and Kinetic Shield: Plastic

Automatic Orifice: Stainless Steel

Seals: Buna-N and NR



BERMAD Combination Air Release Valve

2"-ARC

Size		Material	Cat. No.	Units per Case		
Inch	mm			Weight (kg)	Volume (m ³)	
2"	50	Plastic	VRC02APIBP00000	2	6.00	0.0132
2"	50	Metal	VRC02AI0BP00000	2	12.30	0.0132



BERMAD Kinetic Air Release Valve

2"-ARK

Size		Material	Cat. No.	Units per Case		
Inch	mm			Weight (kg)	Volume (m ³)	
2"	50	Plastic	VRK02APIBP00000	2	6.30	0.0132
2"	50	Metal	VRK02AI0BP00000	2	12.30	0.0132



BERMAD Automatic Air Release Valve

1"-ARA

Size		Material	Cat. No.	Units per Case		
Inch	mm			Weight (kg)	Volume (m ³)	
1"	25	Plastic	VRA01APPBP00000	12	6.10	0.0183
1"	25	Metal	VRA01AI0BP00000	3	9.20	0.0132



BERMAD Plastic Vacuum Breaker

1/2"-ARV

Size		Material	Cat. No.	Units per Case		
Inch	mm			Weight (kg)	Volume (m ³)	
1/2"	12	Plastic	VRV050P0BP00000	100	1.00	0.0080



Standard Configuration:

- All valves are pre-tested and ready for installation and start-up
- Pressure Rating: Plastic - 10 bar (145 psi), Metal - 16 bar (230 psi)


PRV Series

The BERMAD Adjustable Direct Acting Pressure Reducer is actuated by a pressure responsive diaphragm, which seeks to reach equilibrium between hydraulic and set spring force. The BERMAD Model PRV is built of reinforced plastic that endows it with excellent hydraulic performance capabilities and high mechanical strength. It reduces higher upstream pressure to lower constant downstream pressure regardless of fluctuating demand or varying upstream pressure.



Features and Benefits

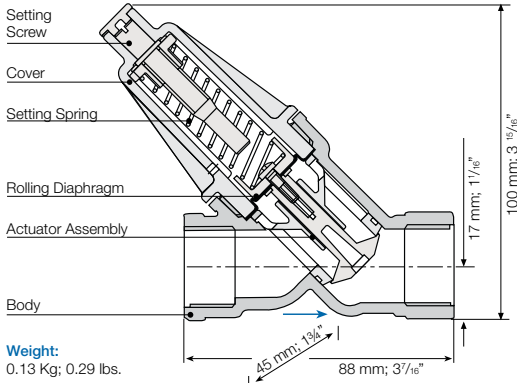
- Advanced Construction Materials
 - High mechanical strength
 - Proven pressure, flow and weather resistance
- Adjustable Direct Acting Pressure Reducer
 - Constant downstream pressure
 - Immediate response
 - Can be set per season and stage
- Plastic Body and Trim
 - Highly durable, chemical and cavitation resistant
 - Minimizes friction
- Unitized Rolling Diaphragm and Guided Plug
 - Accurate and stable regulation
 - Prevents diaphragm distortion
- User-Friendly Design
 - Can be installed at any orientation
 - Simple in-line inspection and service



BERMAD Landscape

PRV Series - Technical Specifications

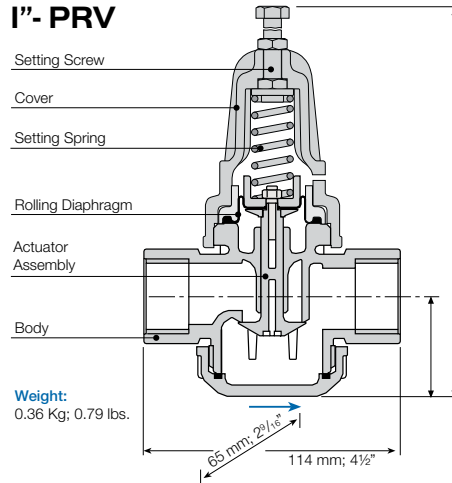
3/4"- PRV



Technical Data

- Size:** 3/4"; DN20
- End Connections:** Threaded
- Inlet: Female BSP; NPT
- Outlet: Female BSP; NPT or Male BSPT; NPT
- Flow Range:** 0.2-5 m³/h; 0.9-22 gpm
- Pressure Ratings:** 10 bar; 150 psi
- Operating Pressure Range:** 0.7-9 bar; 10-130 psi
- Temperature:** Water up to 50°C; 122°F
- Materials:**
- Body, Cover and Actuator Assembly:** Glass-Filled Nylon
- Diaphragm:** NBR (Buna-N), Reinforced Nylon Fabric
- Spring:** Stainless Steel

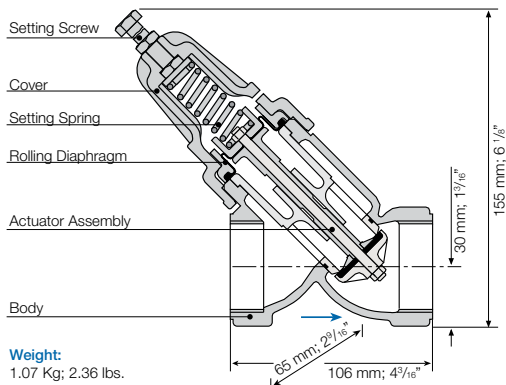
1"- PRV



Technical Data

- Size:** 1"; DN25
- End Connections:** Female Threads BSP; NPT
- Flow Range:** 0.1-7 m³/h; 0.4-31 gpm
- Pressure Ratings:** 10 bar; 150 psi
- Operating Pressure Range:** 0.7-9 bar; 10-130 psi
- Temperature:** Water up to 50°C; 122°F
- Materials:**
- Body, Cover and Actuator Assembly:** Glass-Filled Nylon
- Diaphragm:** NBR (Buna-N), Reinforced Nylon Fabric
- Spring:** Stainless Steel

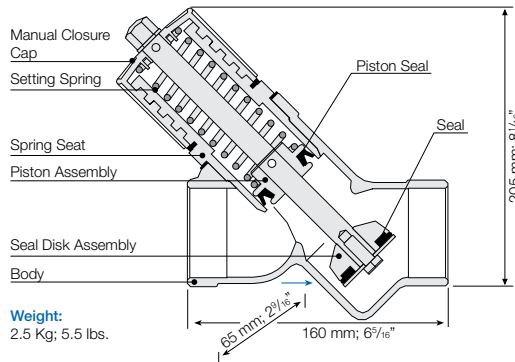
1 1/2"- PRV



Technical Data

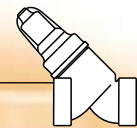
- Size:** 1 1/2"; DN40
- End Connections:** Female Threads BSP; NPT
- Flow Range:** 0.45-18 m³/h; 2-80 gpm
- Pressure Ratings:** 10 bar; 150 psi
- Operating Pressure Range:** 0.7-9 bar; 10-130 psi
- Temperature:** Water up to 50°C; 122°F
- Materials:**
- Body:** Brass
- Cover and Actuator Assembly:** Glass-Filled Nylon
- Diaphragm:** NBR (Buna-N), Reinforced Nylon Fabric
- Spring:** Stainless Steel

2"- PRV



Technical Data

- Size:** 2"; DN50
- End Connections:** Female Threads BSP; NPT
- Flow Range:** 4-25 m³/h; 18-110 gpm
- Pressure Ratings:** 10 bar; 150 psi
- Operating Pressure Range:** 2-8 bar; 30-115 psi
- Temperature:** Water up to 50°C; 122°F
- Materials:**
- Body:** Brass
- Manual Closure Cup and Spring Seat:** Polyacetal
- Internals:** Stainless Steel and Nitril
- Piston Seal:** NBR (Buna-N), Reinforced Nylon Fabric
- Spring:** Stainless Steel




BERMAD Adjustable Direct Acting Pressure Reducer

Threaded Male - Female, Female - Female

3/4" - 20mm - PRV

FLOW - 0.2-5.0 m³/h

Cat. No.	Spring Selection Table						
	Spring	Color	Downstream Pressure Range -bar	Downstream Pressure Range -PSI	Units per Case	Weight (kg)	Volume (m ³)
PRV07FP0BP0000A	A	Yellow	0.5 - 1.2	7 - 17	100	12.75	0.0367
PRV07FP0BP0000B	B	White	0.8 - 2.5	12 - 35	100	12.75	0.0367
PRV07FP0BP0000C	C	Red	2.0 - 4.0	30-60	100	12.75	0.0367
PRV07FP0BP0000D	D	Black	3.5 - 6.0	50-80	100	12.75	0.0367




BERMAD Adjustable Direct Acting, Low Flow Pressure Reducer

Threaded Male - Female, Female - Female

3/4" - 20mm - PRV- 05

FLOW - 0.01 - 3.0 m³/h

Cat. No.	Spring Selection Table						
	Spring	Color	Downstream Pressure Range -bar	Downstream Pressure Range -PSI	Units per Case	Weight (kg)	Volume (m ³)
PRV07FP0BP0500A	A	Yellow	0.5 - 1.2	7 - 17	100	12.75	0.0367
PRV07FP0BP0500B	B	White	0.8 - 2.5	12 - 35	100	12.75	0.0367
PRV07FP0BP0500C	C	Red	2.0 - 4.0	30-60	100	12.75	0.0367
PRV07FP0BP0500D	D	Black	3.5 - 6.0	50-80	100	12.75	0.0367




BERMAD Adjustable Direct Acting Pressure Reducer

Threaded Female - Female

1" - 25mm - PRV

FLOW - 0.45 - 7.0 m³/h

Cat. No.	Spring Selection Table						
	Spring	Color	Downstream Pressure Range -bar	Downstream Pressure Range -PSI	Units per Case	Weight (kg)	Volume (m ³)
PRV01FP0BP0000B	B	White	0.5 - 1.2	7 - 17	40	13.25	0.0367
PRV01FP0BP0000C	C	Red	1.0 - 2.0	14 - 28	40	13.25	0.0367
PRV01FP0BP0000D	D	Black	1.5 - 3.5	22 - 50	40	13.25	0.0367
PRV01FP0BP0000Q	Q	Brown	3.0 - 5.5	45 - 80	40	13.25	0.0367




BERMAD Adjustable, Direct Acting, Drip-Tight Sealing, Low Flow Pressure Reducer

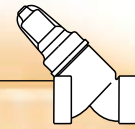
Threaded Female - Female

1" - 25mm - PRV - 07/05

FLOW - 0.1 - 7.0 m³/h

Cat. No.	Spring Selection Table						
	Spring	Color	Downstream Pressure Range -bar	Downstream Pressure Range -PSI	Units per Case	Weight (kg)	Volume (m ³)
PRV01FP0BP0700A	B	White	0.5 - 1.2	7 - 17	40	13.25	0.0367
PRV01FP0BP0700C	C	Red	1.0 - 2.0	14 - 28	40	13.25	0.0367
PRV01FP0BP0700D	D	Black	1.5 - 3.5	22 - 50	40	13.25	0.0367
PRV01FP0BP0700Q	Q	Brown	3.0 - 5.5	45 - 80	40	13.25	0.0367





BERMAD Adjustable Direct Acting, Drip-Tight Sealing Pressure Reducer with Flow Stem, Threaded Female - Female

1" - 25mm - PRV - 07 - M

FLOW - 0.1 - 7.0 m³/h

Cat. No.	Spring Selection Table				Units per Case		
	Spring	Color	Downstream Pressure Range -bar	Downstream Pressure Range -PSI	Weight (kg)	Volume (m ³)	
PRV01FP0BP07M0B	B	White	0.5 - 1.2	7 - 17	40	13.25	0.0367
PRV01FP0BP07M0C	C	Red	1.0 - 2.0	14 - 28	40	13.25	0.0367
PRV01FP0BP07M0D	D	Black	1.5 - 3.5	22 - 50	40	13.25	0.0367
PRV01FP0BP07M0Q	Q	Brown	3.0 - 5.5	45 - 80	40	13.25	0.0367



BERMAD Adjustable Direct Acting Pressure Reducer - PLASTIC, Threaded Female - Female

1 1/2" - 40mm - PRV - P

FLOW - 0.45 - 18.0 m³/h

Cat. No.	Spring Selection Table				Units per Case		
	Spring	Color	Downstream Pressure Range -bar	Downstream Pressure Range -PSI	Weight (kg)	Volume (m ³)	
PRV15FP0BP0000B	B	White	0.5 - 1.2	7 - 17	10	11.50	0.0150
PRV15FP0BP0000C	C	Red	1.0 - 2.0	14 - 28	10	11.50	0.0150
PRV15FP0BP0000D	D	Black	1.5 - 3.5	22 - 50	10	11.50	0.0150
PRV15FP0BP0000Q	Q	Brown	3.0 - 5.5	45 - 80	10	11.50	0.0150



BERMAD Adjustable Direct Acting Pressure Reducer - METAL, Threaded Female - Female

1 1/2" - 40mm - PRV - R

FLOW - 0.45 - 18.0 m³/h

Cat. No.	Spring Selection Table				Units per Case		
	Spring	Color	Downstream Pressure Range -bar	Downstream Pressure Range -PSI	Weight (kg)	Volume (m ³)	
PRV15FR0BP0000B	B	White	0.5 - 1.2	7 - 17	10	11.50	0.0150
PRV15FR0BP0000C	C	Red	1.0 - 2.0	14 - 28	10	11.50	0.0150
PRV15FR0BP0000D	D	Black	1.5 - 3.5	22 - 50	10	11.50	0.0150
PRV15FR0BP0000Q	Q	Brown	3.0 - 5.5	45 - 80	10	11.50	0.0150



BERMAD Adjustable Direct Acting Pressure Reducer - METAL, Threaded Female - Female

2" - 50mm - PRV

FLOW - 4.0 - 25.0 m³/h

Cat. No.	Spring Selection Table				Units per Case		
	Spring	Color	Downstream Pressure Range -bar	Downstream Pressure Range -PSI	Weight (kg)	Volume (m ³)	
9901000011	B	Red	2.0 - 2.6	29-38	1	2.8	0.01
9901000008	C	Yellow	3.8 - 4.6	55-67	1	2.8	0.01
9901000009	D	Green	5.8 - 6.6	84-96	1	2.8	0.01



Standard Configuration:

- All valves are pre-tested and ready for installation and start-up
- Main Valve: 3/4" & 1" Plastic, 1 1/2": Plastic & Metal, 2" Metal
- Threaded Ends: NPT or BSP
- Standard Configuration Main Valve: 3/4" & 1" Plastic: 1 1/2" Plastic & Brass, 2" Metal

S Series

BERMAD Continuous Current Solenoids are specially designed for reliable long life service in irrigation systems. They excel in their low power consumption and low sensitivity to dirt and voltage variations and are compliant with all Continuous Current Controllers on the market.

Latching Solenoids Series

BERMAD Latching Solenoids are specially designed for reliable long life service in irrigation systems controlled by Battery Operated Controllers. The Latching Solenoids consume power only when switching positions, using a very short electric impulse. This prolongs life of batteries and enables solar recharging.



S-390-2W

2-Way Solenoid Actuator

Actuator Type	Cable Color	Power (Watt)	Current (Amp)		Coil Resistance ohm@20°C; 68°F
			Inrush	Hold	
S390-2W-24VAC-R	Red/Red	1.7	0.25	0.125	37.5
S390-2W-24VAC-D	Red/Orange	2.2	0.13	0.13	*
S390-2W-24VDC	Black/Black	3.6	0.18	0.18	156
S390-2W-12VDC	Blue/Blue	4.0	0.33	0.33	36

S-390-3W

3-Way Solenoid

Actuator Type	Cable Color	Power (Watt)	Current (Amp)		Coil Resistance ohm@20°C; 68°F
			Inrush	Hold	
S-390-3W-24VAC-D NO	Red/Orange	2.2	0.13	0.13	37.5
S-390-3W-24VAC-D NC	Orange/Blue	3.5	0.20	0.20	*
S-390-3W-24VAC-R NO	Red/Red	2.9	0.46	0.24	21
S-390-3W-24VDC NO & NC	Black/Black	4.2	0.17	0.17	135
S-390-3W-12VDC NO & NC	Blue/Blue	4.0	0.33	0.33	36

S-392-2W

2-Way Magnetic Latch Solenoid Actuator, 9VDC Latch, 2- Leads

Electrical Data:

Voltage Range: 6-20 VDC

Coil Resistance: 6Ω

Coil Inductance: 90 mH

Pulse Width: 20-100 mSec.

Required Capacitor: 4700μF

Operation Modes (electrical connections):

+Red & -Black: Latch Position

+Black & -Red: Released Position

S-982-3W

3-Way Dry Magnetic Latch Solenoid with Isolating Membrane & Hydraulic Base, 12VDC Latch, 2- Leads

Electrical Data:

Voltage Range: 12-50 VDC

Coil Resistance: 4.2Ω

Pulse Width: 20-100 mSec.

Required Capacitor: 4700μF

Operation Modes (electrical connections):

+ Red & - Black: Solenoid vents

+ Black & - Red: Solenoid pressurizes

Pressure & Flow Data:

Operating Pressure Range: 0-10 bar

Base Orifice Diameter: 2.2 mm

Base Flow Factor:

Pressure port Kv = 0.12 m³/h @ 1 bar ΔP

Cv = 0.14 GPM @1 psi ΔP

Exhaust port Kv = 0.14 m³/h @ 1 bar ΔP

Cv = 0.16 GPM @1 psi ΔP

Connections:

1- Vent 2- Valve Control Chamber

3- Pressure



BERMAD Continuous Current Solenoids 2-Way Solenoid Actuator

S-390-2W

Voltage	Normal State	Inrush (Amp)	Holding (Amp)	Power (Watt)	Cat. No.
24VAC	N.C	0.25	0.125	1.70	S3902WR2450NC00B

AC



Units per case	Weight (kg)	Volume (m ³)
100	11.2	0.016

3-Way Solenoid With Plastic Base

S-390-3W

Voltage	Normal State	Inrush (Amp)	Holding (Amp)	Power (Watt)	Cat. No.
24VAC-D	N.O	0.13	0.13	2.20	S3903WD24ACNOBOB
24VAC-R	N.O	0.46	0.24	2.90	S3903WR24ACNOBOB
24VAC-D	N.C	0.20	0.20	3.50	S3903WD24ACNCBCB

AC



Units per case	Weight (kg)	Volume (m ³)
50	7.66	0.016

BERMAD Latching Solenoids

2-Way Magnetic Latch Solenoid Actuator, 9V/DC Latch, 2-Leads

S-392-2W

Voltage	Normal State	Min Pulse length (m ^{Sec})	Resistance (Ohm)	Cat. No.
6-20	N.O	20	6	S3922W009DCNC00B

DC



Units per case	Weight (kg)	Volume (m ³)
50	6	0.016

3-Way Dry Magnetic Latch Solenoid Actuator with Isolating Membrane & Hydraulic Plastic Base, 12V/DC Latch, 2-Leads

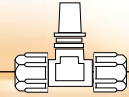
S-982-3W

Voltage	Normal State	Min Pulse length (m ^{Sec})	Resistance (Ohm)	Cat. No.
12-50	N.O / N.C	20	4	S9823W012DC00BBB









DC



Units per case	Weight (kg)	Volume (m ³)
50	10.3	0.016



BERMAD Plastic Control Tube Fittings

	Model Code	Description	Item #
	FT 88	STRAIGHT TUBE CONNECTOR 8mm - 8mm	3656005600
	FT 18	STRAIGHT CONNECTOR 1/8"-8mm	3608025600
	FT 28	ELBOW CONNECTOR 1/8"-8mm	3608015600
	FT 58	ELBOW CONNECTOR 1/4"-8mm	3604015600
	FT 38	1/8" NPT MALE PLUG	3608070000
	FT 34	1/4" NPT MALE PLUG	3604070000
	FT 32	3/8" NPT MALE PLUG	3638070200
	FT 11	BUSHING MALE-FEMALE 1/8" -1/8"	3608050805
	FT 48	BUSHING MALE-FEMALE 1/4"-1/8"	3604050805
	FT 98	T-CONNECTOR FOR TUBE 8mm-8mm-8mm	360807T600
	FT 98/1	T-CONNECTOR FOR TUBE 8mm-1/8"-8mm	360807B600
	FT 08	COUPLER FOR 8mm TUBE	3608025602

BERMAD Standard International Warranty

BERMAD manufactured products are guaranteed to be free from defect in material and/or workmanship and to perform as advertised when properly installed, used and maintained in accordance with current instructions, written or verbal.

Should any item prove defective within the period set forth for that item, but in any case not later than within 12 (twelve) months from the time that product left BERMAD's premises, and shall be received by BERMAD or its authorized representative, or written notice thereof from the purchaser within 30 days of discovery of such failure – BERMAD will repair or replace any item proven defective in workmanship or material, or will refund the purchase price, at its sole option.

BERMAD will not be responsible for, nor does this warranty extend to, any consequential or incidental damages or expenses of any kind or nature, of any kind, regardless of the nature thereof, including without limitation injury to persons or property, loss of use of the products, loss of goodwill, loss of profits, or any other contingent liabilities of any kind or character alleged to be the cause of loss or damage to the purchaser.

This warranty does not cover damage or failure caused by misuse, abuse or negligence, nor shall it apply to our products upon which repairs or alternations have been made by other than an authorized BERMAD representative.

This warranty does not extend to components, parts or raw materials used by BERMAD but manufactured by others, which shall be covered only to the extent warranted by the manufacturer's warranty.


There are no warranties, express or implied, except this warranty, which is given in lieu of any other warranties, express or implied, including any implied warranty of fitness for a particular purpose.

Ordering Guide


studi o z

BERMAD

Water Control Solutions


BERMAD
Waterworks


BERMAD
Fire Protection


BERMAD
Petroleum


BERMAD
Irrigation


BERMAD
Landscape

