


Pressure Reducing Valve

Hydraulically operated, pressure reducing control valve that reduces higher upstream pressure to lower constant downstream pressure, regardless of fluctuating demand or varying upstream pressure. BERMAD 400 series valves are hydraulically operated, simple and reliable, globe valves with full bore hydrodynamic body providing an unobstructed flow path and superior performance. The valves balanced rolling-diaphragm assembly is vulcanized with a rugged radial seal disk construction, performing as the valves only moving part.




For illustration only

Typical Application

- Pressure control of potable water supply lines in building operating under moderate conditions
- Excessive pressure protection of low-grade plastic supply lines in buildings
- Protection of main supply lines of high-rise buildings where the building's lower zones are exposed to excessive pressure
- Protection of high pressure zones and emergency systems of high-rise buildings
- In parallel, redundant and duty cycled branches where uninterrupted water supply systems are required

BERMAD Construction & Buildings



400 Series

Pressure Control

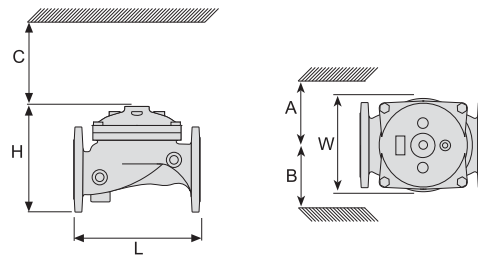
Model WW-420-BP

Features and Benefits

- High quality construction materials ensure reliable, long lasting operation
- Full bore valve port area and hydrodynamic body ensure unobstructed flow path; minimal pressure loss with low cavitation damage
- Fully supported and balanced rolling diaphragm – low actuation pressure and excellent low flow regulation performance
- Ensured operation after long standby periods
- Straightforward three major components design – easy and simple on-site inline maintenance with minimal down time
- 2-way pilot and control loop that continuously sense downstream pressure and immediately control the valve accordingly, providing stable, reliable and accurate pressure modulation under a wide range of flow-rate and pressure conditions
- Pressure modulation by the hydraulic force of the line pressure – no external power source needed
- Pilot and control loop constructed from heavy duty environment friendly materials provide long lasting and reliable operation

Technical Data

Size		Kv	A,B	C	L	H	W			Weight (kg)	
DN	Inch						Thr	Fla	Gro	Th/Fl	Gro
50	2"	57	330	68	205	155	119	155	119	9	5
65	2½"	78	340	110	205	178	129	178	n/a	10.5	10.5
80	3"	136	350	125	250	210	170	200	170	19	10.6
100	4"	204	360	145	320	242	n/a	223	204	28	16.2
150	6"	458	400	205	415	345	n/a	306	306	68	49
200	8"	781	430	260	500	430	n/a	365	n/a	125	125



End Connections:

Grooved: ANSI C606

Flanged: ISO 7005-2 (PN10 & 16); ANSI B16.42 (#150)

Threaded: ISO-7-Rp or NPT

Others: Available on request

Pressure Rating: 16 bar (230 psi)

Valve Pattern: Globe & Angle (2"-4")

Working Temperature: Water up to 60°C (140°F)

Main Construction Materials:

Body, Cover and Actuator: Ductile Iron

Internals: Stainless Steel & Elastomer

Control Trim System: Brass control components / accessories

Copper & Brass tubing & fittings

Optional: Stainless Steel 316

Elastomers: Nylon fabric Reinforced NR with rugged insert

Coating / colour: Electrostatic Polyester Powder Blue

Optional: Epoxy Fusion-Bonded Blue

How to Order

Please specify the requested valve in the following sequence:

Size	Model	Category	End Connections
	420	BP	
2"			Flanged ISO-16 16 ANSI-150 A5 ABNT-16 B6
2½"			
3"			
4"			
6"			Threaded BSP BP NPT NP
8"			
			Grooved ANSI C606 V1

For other optional materials consult BERMAD



For full technical specifications, see Engineering section or consult BERMAD

info@bermad.com • www.bermad.com

The information herein is subject to change without notice. BERMAD shall not be held liable for any errors. All rights reserved. © Copyright by BERMAD. PC4BE12-420-BP