


Level Control Valve with Bi-Level Vertical Float

Hydraulically operated control valve that controls reservoir filling and reservoir level in buildings' water supply systems of heating and cooling facilities.

Reservoir filling is in response to a hydraulically controlled Non-modulating Bi-level vertical float that opens at a pre-set reservoir low level and shuts off drip-tight at a pre-set high level.

BERMAD 400 series valves are hydraulically operated, simple and reliable, globe valves with full bore hydrodynamic body providing an unobstructed flow path and superior performance. The valves balanced rolling-diaphragm assembly is vulcanized with a rugged radial seal disk construction, performing as the valves only moving part.




For illustration only

Typical Application

- Cooling towers applications; level control of make-up water and bleed water collection tanks
- Closed-loop heating/cooling systems; open tanks level control
- Heating/cooling systems; level control of treated water feeding tanks
- Out of tank installation; level control in limited access or remote sites

BERMAD Construction & Buildings



400 Series

Level Control

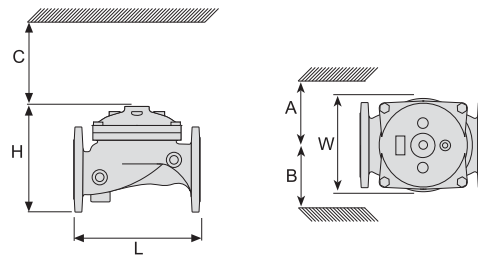
Model WW-450-66-BE

Features and Benefits

- High quality construction materials ensure reliable, long lasting operation
- Full bore valve port area and hydrodynamic body ensure unobstructed flow path; minimal pressure loss with low cavitation damage
- Fully supported and balanced rolling diaphragm – low actuation pressure and excellent low flow regulation performance
- Ensured operation after long standby periods
- Straightforward three major components design – easy and simple on-site inline maintenance with minimal down time
- Ensures uninterrupted supply to the building critical systems that are dependent on the reservoir performance for their water needs
- Hydraulic operation requires no electricity
- 3-way float control provides powered closing under low pressure conditions
- Out-of-tank installation minimizes wave effects and corrosion, enables easy inspection, calibration and maintenance

Technical Data

Size	DN	Inch	Kv	A,B	C	L	H	W			Weight (kg)	
								Thr	Fla	Gro	Th/Fl	Gro
50	2"	57	330	68	205	155	119	155	119	9	5	
65	2½"	78	340	110	205	178	129	178	n/a	10.5	10.5	
80	3"	136	350	125	250	210	170	200	170	19	10.6	
100	4"	204	360	145	320	242	n/a	223	204	28	16.2	
150	6"	458	400	205	415	345	n/a	306	306	68	49	
200	8"	781	430	260	500	430	n/a	365	n/a	125	125	



End Connections:

- Grooved:** ANSI C606
- Flanged:** ISO 7005-2 (PN10 & 16); ANSI B16.42 (#150)
- Threaded:** ISO-7-Rp or NPT
- Others:** Available on request
- Pressure Rating:** 16 bar (230 psi)
- Valve Pattern:** Globe & Angle (2"-4")
- Working Temperature:** Water up to 60°C (140°F)

Main Construction Materials:

- Body, Cover and Actuator:** Ductile Iron
- Internals:** Stainless Steel & Elastomer
- Control Trim System:** Brass control components / accessories
Copper & Brass tubing & fittings
Optional: Stainless Steel 316
- Elastomers:** Nylon fabric Reinforced NR with rugged insert
- Coating / colour:** Electrostatic Polyester Powder Blue
Optional: Epoxy Fusion-Bonded Blue

For other optional materials consult BERMAD

How to Order

Please specify the requested valve in the following sequence:

Size	Model	Category	End Connections																		
2" 2½" 3" 4" 6" 8"	450-66	BE	<table border="1"> <tr> <td>Flanged</td> <td>ISO-16</td> <td>16</td> </tr> <tr> <td></td> <td>ANSI-150</td> <td>A5</td> </tr> <tr> <td></td> <td>ABNT-16</td> <td>B6</td> </tr> <tr> <td>Threaded</td> <td>BSP</td> <td>BP</td> </tr> <tr> <td></td> <td>NPT</td> <td>NP</td> </tr> <tr> <td>Grooved</td> <td>ANSI C606</td> <td>V1</td> </tr> </table>	Flanged	ISO-16	16		ANSI-150	A5		ABNT-16	B6	Threaded	BSP	BP		NPT	NP	Grooved	ANSI C606	V1
Flanged	ISO-16	16																			
	ANSI-150	A5																			
	ABNT-16	B6																			
Threaded	BSP	BP																			
	NPT	NP																			
Grooved	ANSI C606	V1																			



For full technical specifications, see Engineering section or consult BERMAD

info@bermad.com • www.bermad.com

The information herein is subject to change without notice. BERMAD shall not be held liable for any errors. All rights reserved. © Copyright by BERMAD. PC4BE12-450-66-BE