

400 Series

Pressure & Pump

Model FP-43Q-BF


Quick Pressure Relief Valve

Hydraulically operated, diaphragm actuated quick pressure relief valve that relieves excessive system pressure when such pressure rises above a pre-set value.

It responds immediately, accurately, and with high repeatability to a rise in system pressure by opening fully. It also provides smooth drip tight closing.

BERMAD 400 series valves are hydraulically operated, simple and reliable, globe valves with full bore hydrodynamic body providing an unobstructed flow path and superior performance.

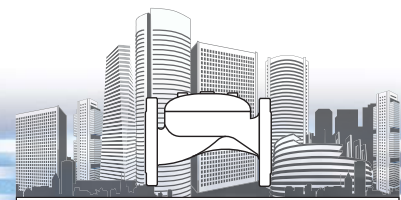
The valves balanced rolling-diaphragm assembly is vulcanized with a rugged radial seal disk construction, performing as the valves only moving part.



For illustration only

Typical Application

- Protection against bursts and the effects of extreme pressure in fire protection systems in buildings
- Excessive pressure relief in hydrant pumping stations
- High pressure safety valve in hydrant pressure reduction systems
- Protection against excessive pressure in external hydrant pipes exposed to the sun



400 Series

Pressure & Pump

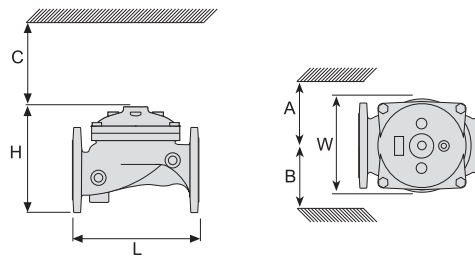
Model FP-43Q-BF

Features and Benefits

- High quality construction materials ensure reliable, long lasting operation
- Full bore valve port area and hydrodynamic body ensure unobstructed flow path; minimal pressure loss with low cavitation damage
- Fully supported and balanced rolling diaphragm – low actuation pressure and excellent low flow regulation performance
- Ensured operation after long standby periods
- Straightforward design of three major components – easy and simple on-site inline maintenance with minimal down time
- 2-way pilot and control loop provide immediate and accurate response to sudden pressure variations
- On-site adjustable pilot allows simple and easy calibration of required pressure level
- System failure indication provides visual indication to maintenance personnel of aberrant operation conditions requiring immediate attention
- Pilot and control loop designed for long-lasting and reliable operation even after long standby periods

Technical Data

Size		Kv	A,B	C	L	H	W			Weight (kg)	
DN	Inch						Thr	Fla	Gro	Th/Fl	Gro
50	2"	57	330	68	205	155	119	155	119	9	5
65	2½"	78	340	110	205	178	129	178	n/a	10.5	10.5
80	3"	136	350	125	250	210	170	200	170	19	10.6
100	4"	204	360	145	320	242	n/a	223	204	28	16.2
150	6"	458	400	205	415	345	n/a	306	306	68	49
200	8"	781	430	260	500	430	n/a	365	n/a	125	125



End Connections:

Grooved: ANSI C606

Optional: Flanged ISO 7005-2 (PN10 & 16); ANSI B16.42 (#150)

Threaded: ISO-7-Rp or NPT

Others: Available on request

Pressure Rating: 16 bar (230 psi)

Valve Pattern: Globe & Angle (2" - 4")

Water Temperature: Water up to 60°C (140°F)

Main Construction Materials:

Body, cover & Actuator: Ductile Iron

Internals: Stainless Steel & Elastomer

Control Trim: Brass control components / accessories

Copper & Brass tubing & fittings

Optional: Stainless Steel 316

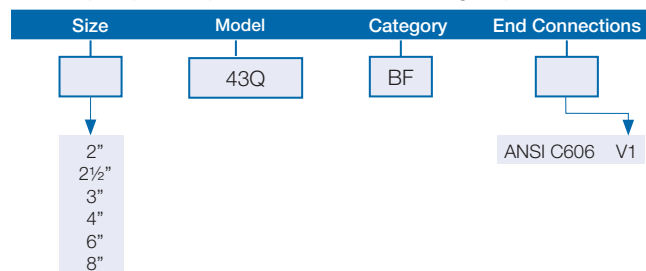
Elastomers: Nylon fabric Reinforced NR with rugged insert

Coating / colour: Electrostatic Powder Coating Polyester Red

For other optional materials consult BERMAD

How to Order

Please specify the requested valve in the following sequence:



For full technical specifications, see Engineering section or consult BERMAD

info@bermad.com • www.bermad.com

The information herein is subject to change without notice. BERMAD shall not be held liable for any errors. All rights reserved. © Copyright by BERMAD. PC4BE12-43Q-BF