


Level Control Valve with Bi-Level Electric Float

Hydraulically operated control valve that controls reservoir filling and reservoir level in buildings' water supply systems of heating and cooling facilities.

Reservoir filling is in response to a Bi-level electric float switch signal opening at a pre-set low level and shutting off at a pre-set high level. The BERMAD 100 hYflow, at the leading edge of control valve design, are hydraulic plug- type, diaphragm operated valves.

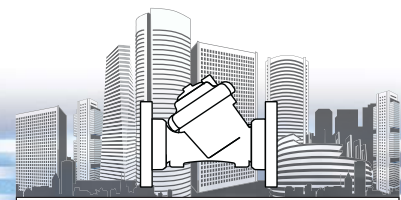
This highly durable series utilizing industrial glass-filled nylon, combines simple and reliable construction with superior performance under wide range of operation conditions.



For illustration only

Typical Application

- Cooling towers applications; level control of make-up water and bleed water collection tanks
- Closed-loop heating/cooling systems; open tanks level control
- Heating/cooling systems; level control of treated water feeding tanks
- Electrical emergency override on hydraulic level control systems
- Duty cycle and valve prioritizing management on multi branch systems

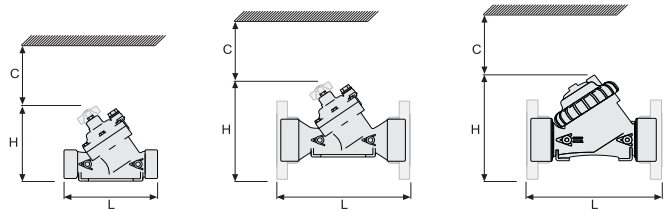


Features and Benefits

- High quality industrial grade construction materials ensure reliable, resilient and long lasting operation
- Flexible super travel diaphragm and balanced plug provide smooth operation with low actuation pressure and diaphragm protection
- In on/off mode, smooth opening and closing operation
- Straight flow-through design of valve body ensures in ultra-high flow capacity with minimal loss of pressure
- Highly durable and resistant to harsh environmental conditions
- Simple design with few parts allows easy in-line inspection and service
- Adaptable on-site to a wide range of end connection types and sizes
- Incorporated flow handle for manual flow adjustments and operation overriding
- Ideal for plastic tanks low pressure applications
- Electrical operation; Low voltage and low current NO and NC solenoids
- Optional complete closing of the valve by external hydraulic / electric control source regardless of the supply line pressure

Technical Data

Table	DN	inch	Kv	C (mm)	L (mm)		H (mm)		W (mm)		Weight (kg)	
					Thr	Fla	Thr	Fla	Thr	Fla	Thr	Fla
50	2"	100	350	230	230	185	185	135	135	1.35	1.35	
65	2½"	100	370	230	230	185	185	135	135	1.40	1.40	
80	3"	100	395	298	308	195	255	190	100	1.60	2.50	
100	4"	200	430	n/a	350	n/a	294	115	115	n/a	4.90	



End Connections:

Threaded: Female ISO-7-Rp or NPT for 1½, 2 & 3"

Male ISO-7-Rp 2"

Flanged: 3 & 4"

Plastic or metal "Corona" with elongated slot enable meeting diverse flange standards ISO PN10, ANSI 125, JIS 10K

Pressure Rating: 10, 12 bar (145, 174 psi)

Valve Pattern: Y & Angle (3")

Working Temperature: Water up to 60°C (140°F)

Main Construction Materials:

Body, Cover and Actuator: Glass-Reinforced Nylon

Internals: Plug: Glass-Filled Nylon

Control Trim System: Plastic, Brass, bronze accessories

Elastomers: NBR [Buna-N]

Colour: Potable water - Blue/12 Bar,
General applications - Black/10 Bar

For other optional materials consult BERMAD

How to Order

Please specify the requested valve in the following sequence:

Size	Model	Category	End Connections
2" 2½" 3" 4"	150-65	BE	Flanged ISO-10 10 JIS-10K J1 ANSI125 A1 Threaded NPT NP BSP BP



For full technical specifications, see Engineering section or consult BERMAD

info@bermad.com • www.bermad.com

The information herein is subject to change without notice. BERMAD shall not be held liable for any errors. All rights reserved. © Copyright by BERMAD. PC1BE12-150-65-BE