

400 Series

Pressure & Pump

Model FP-430-UF

## Pressure Relief/Sustaining Valve

Pressure relief/sustaining hydraulically operated control valve that fulfills either of two separate functions:

When installed in-line, it sustains minimum pre-set, upstream (back) pressure, regardless of fluctuating flow or varying downstream pressure.

When installed as a circulation valve, it relieves excessive line pressure when above a pre-set maximum level.

BERMAD 400 series valves are hydraulically operated, simple and reliable, globe valves with full bore hydrodynamic body providing an unobstructed flow path and superior performance.

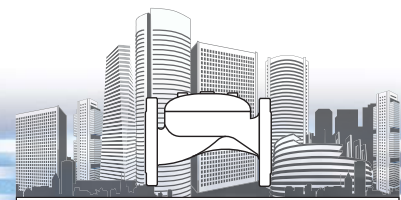
The valves balanced rolling-diaphragm assembly is vulcanized with a rugged radial seal disk construction, performing as the valves only moving part.



For illustration only

### Typical Application

- Protection from the effects of bursts and extreme pressure in UL/FM approved fire protection systems in buildings
- Excessive pressure relief in sprinkler pumping stations
- High pressure safety relief for sprinkler pressure reduction systems
- Pressure sustaining for sprinkler systems



400 Series

Pressure & Pump

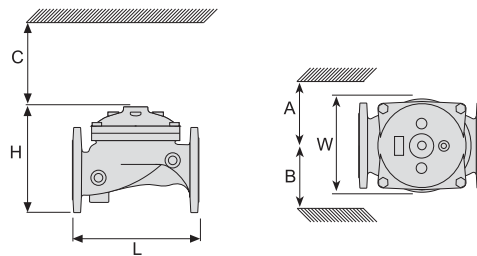
Model FP-430-UF

## Features and Benefits

- High quality construction materials ensure reliable, long lasting operation
- Fully supported and balanced rolling diaphragm – low actuation pressure and excellent low flow regulation performance
- Ensured operation after long standby periods
- Straightforward design of three major components – easy and simple on-site inline maintenance with minimal down time
- Immediate valve response
- On-site adjustable pilot allows simple and easy calibration of required pressure level
- Burst protection based on hydraulic force of line pressure, requires no external power source
- System failure indication in pressure relief configuration provides visual indication to maintenance personnel of aberrant operation conditions that require immediate attention
- Pilot and control loop designed for long-lasting and reliable operation even after long standby periods

## Technical Data

Size		Kv	A,B	C	L	H	W			Weight (kg)	
DN	Inch						Thr	Fla	Gro	Th/Fl	Gro
50	2"	57	330	68	205	155	119	155	119	9	5
65	2½"	78	340	110	205	178	129	178	n/a	10.5	10.5
80	3"	136	350	125	250	210	170	200	170	19	10.6
100	4"	204	360	145	320	242	n/a	223	204	28	16.2
150	6"	458	400	205	415	345	n/a	306	306	68	49
200	8"	781	430	260	500	430	n/a	365	n/a	125	125



## End Connections:

**Grooved:** ANSI/AWWA C606

Optional: Flanged ANSI B16.42 (Ductile Iron), ISO PN16

Threaded: ISO-7-Rp or NPT for 2 & 3"

**Pressure Rating:** UL Listed / FM Pressure Rating

**Max. inlet:** 175 psi (12 bar)

**Valve Pattern:** Globe, UL Listed and FM approved: DN:50-150 ; 2-6"

**Water Temperature:** Water up to 50°C (122°F)

## Main Construction Materials:

**Body, cover & Actuator:** Ductile Iron ASTM A-536

**Control Trim:** System Brass control components / accessories

Copper & Brass tubing & fittings

Optional: Stainless Steel 316

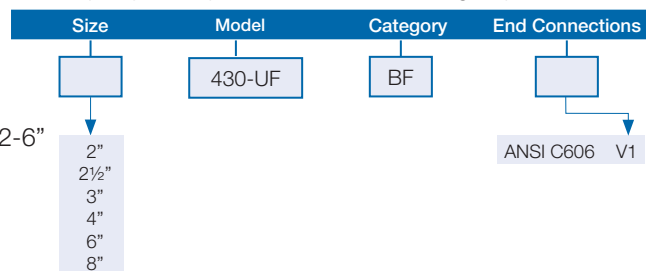
**Elastomers:** Nylon fabric reinforced polyisoprene NR

**Coating / colour:** Electrostatic Powder Coating Polyester Red

For other optional materials consult BERMAD

## How to Order

Please specify the requested valve in the following sequence:



For full technical specifications, see Engineering section or consult BERMAD

[info@bermad.com](mailto:info@bermad.com) • [www.bermad.com](http://www.bermad.com)

The information herein is subject to change without notice. BERMAD shall not be held liable for any errors. All rights reserved. © Copyright by BERMAD. PC4BE12-430-UF-BF