

400 Series

Deluge, Pre-Action
& Dry Pipe

Model FP-400E-2M

Electrically Controlled Deluge Valve


with EasyLock™ Manual Reset

BERMAD's electrically controlled deluge fire protection system for buildings is designed for use in systems that include electric fire detection and piping with wide variety of open nozzles. This deluge system is capable of delivering large quantities of water over a large area in a relatively short period of time. BERMAD's deluge valves are specially designed to open fast and smoothly while preventing water hammer.

The WW-400E-WBF-2M system controls an open pipe sprinklers which include an electric fire detection unit. This UL-Listed system admits water into the sprinkler piping when the fire detection system triggers the solenoid valve.



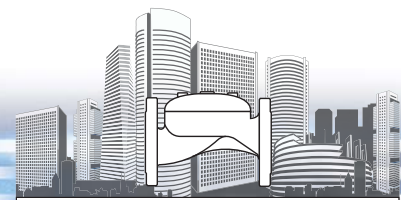
UL LISTED



For illustration only

Typical Application

- Controlling open nozzles sprinkler systems in buildings, parking areas, warehouses, workshops, water curtains, central gas repositories, etc.
- Controlling sprinkler systems installed under freezing conditions and in cold storage facilities where the fire protection pipelines are kept empty while not in use.
- In buildings separated to several fire zones using a common water source, where false tripping of the system should be eliminated.
- In deluge fire protection systems that require UL approval.



400 Series

Deluge, Pre-Action & Dry Pipe

Model FP-400E-2M

Features and Benefits

- Compact structure – vertically installed small footprint specially designed for tight and confined areas such as water cabinets and technical floors
- Integral factory assembled unit – easy and simple installation reducing assembly errors and logistics difficulties
- Hydraulic latch open – patented “easy lock” that closes only upon local manual reset
- Drip check and Leaks control – visual and electrical indication for leaking valve
- Factory pre-assembled trim – out of box quality
- High quality construction materials for reliable long lasting operation
- Full bore valve port area and hydrodynamic body for unobstructed flow path; minimal pressure loss with low cavitation damage
- Immediate valve response – ensures operation after long standby periods; specially designed for fire protection systems
- Integral drain port – external drain valves are not needed

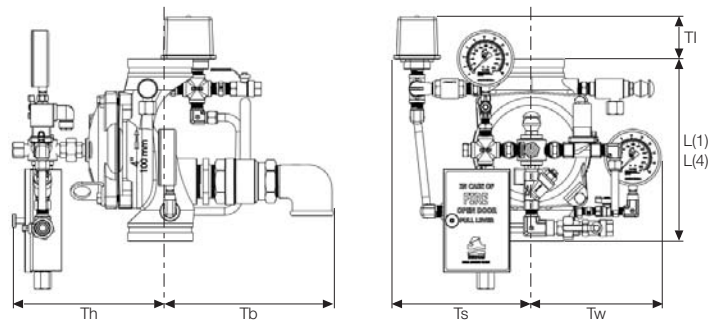
Technical Data

Size	DN	Inch	Kv	L1 ⁽¹⁾	L4 ⁽²⁾	TI	Tw	Ts	Th	Tb
65	2½"	78	205	N/A	142	220	220	242	289	
80	3"	136	257	250	119	243	243	262	300	
100	4"	204	320	320	84	253	253	261	337	
150	6"	458	415	415	57	312	318	356	378	
200	8"	781	500	500	0	326	191	407	405	

Notes:

⁽¹⁾ L1 is for flanged ANSI #150 and ISO PN16.

⁽²⁾ L4 is for grooved end connections (Ductile Iron Only).



End Connections:

Grooved: ANSI/AWWA C606

Optional: Flanged ANSI B16.42 (Ductile Iron), ISO PN16

Pressure Rating: Max. working pressure: 250 psi (17 bar)

* Pressure rating might be limited due to solenoid valve rating

Valve Pattern: Globe

Water Temperature: Water up to 50°C (122°F)

Main Construction Materials:

Body, cover & Actuator: Ductile Iron ASTM A-536

Internals: Stainless Steel & Elastomer

Control Trim System: Brass control components / accessories

Copper & Brass tubing & fittings

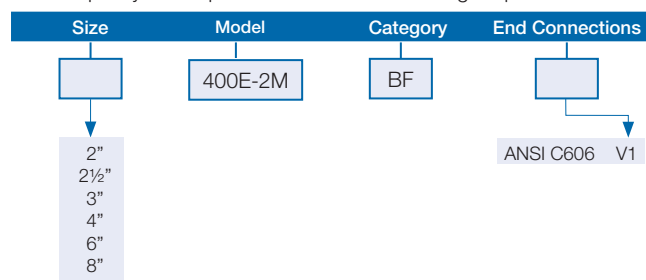
Optional: Stainless Steel 316

Elastomers: Nylon fabric reinforced polyisoprene NR

Coating / colour: Electrostatic Powder Coating Polyester Red

How to Order

Please specify the requested valve in the following sequence:



For other optional materials consult BERMAD



For full technical specifications, see Engineering section or consult BERMAD

info@bermad.com • www.bermad.com

The information herein is subject to change without notice. BERMAD shall not be held liable for any errors. All rights reserved. © Copyright by BERMAD. PC4BE12-400E-2M-BF