


### Strainer

#### Model FP-70F

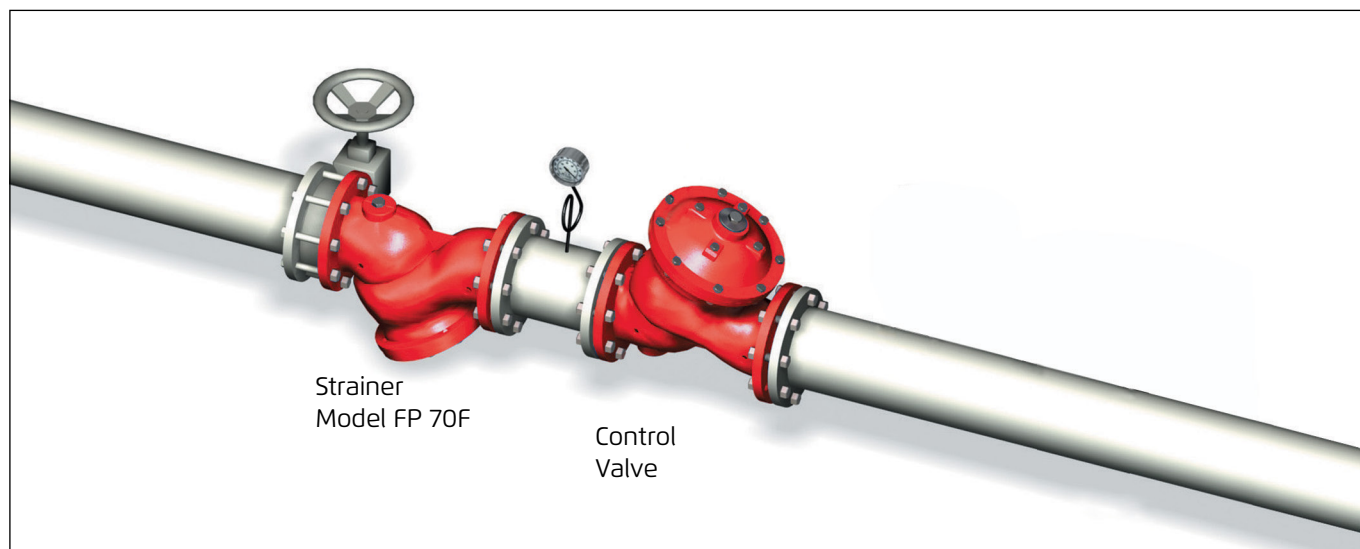
The BERMAD FP-70F Strainer is designed to remove foreign matter such as stones, sticks, etc, from the pipeline. It is recommended to install the strainer upstream from control valves, flow meters and other system appliances.

- Large trap capacity
- Low pressure loss
- Blow-off port for easy cleaning



(for Illustration Only)

#### Typical application



# BERMAD Fire Protection

Model FP-70F

## Strainers

### Technical Data

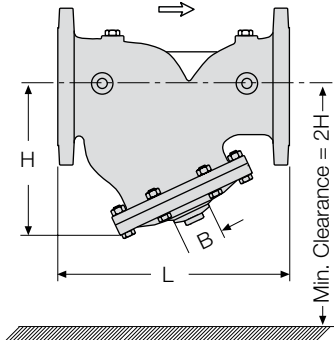
Size		L		L1		H		W		W1		B
mm	inch	mm	inch	mm	inch	mm	inch	kg	lbs	kg	lbs	mm
40	1½"	205	8.1	210	8.3	125	4.9	6.5	14.3	7.8	17.2	¾"
50	2	205	8.1	210	8.3	125	4.9	8.0	17.6	10	22.0	
65	2½"	205	8.1	210	8.3	125	4.9	10.4	22.9	12.8	28.2	
80	3"	250	9.8	264	10.4	170	6.7	17	37.5	20	44	1½"
100	4"	320	12.6	335	13.2	210	8.3	28	61.7	34	75	
150	6"	415	16.3	433	17.0	270	10.6	48	106	58	128	
200	8"	500	19.7	524	20.6	330	13.0	75	165	95	210	2"
250	10"	605	23.8	637	25.1	420	16.5	125	276	153	337	
300	12"	725	28.5	762	30.0	480	18.9	225	496	266	586	
350	14"	733	28.9	767	30.2	480	18.9	235	518	288	635	3"
400	16"	990	39.0	1,024	40.3	620	24.4	535	1,180	590	1,300	
450	18"	1,000	39.4	1,030	40.5	620	24.4	670	1,477	735	1,620	
500	20"	1,100	43.3	1,136	44.7	620	24.4	760	1,675	835	1,840	

L, W – ANSI 150

L1, W1 – ISO 25; ANSI 300

"L", ISO standard lengths available

B – Blow-off port



### Basket Hole Diameter (mm)

Stainless Steel 304 (Standard)

2"	3-4"	6-20"
1.5	3.0	5.0

St.St. 316 or Monel (Optional)

2-6"	8-20"
2.0	3.0

### Specifications

**Patterns:** "Y" (globe) & angle

**Size Range:** 1½" - 20" (40-500 mm)

**End Connections (Pressure Ratings):**

**Flanged:** ISO PN16, PN25

(ANSI Class 150, 300)

**Threaded:** BSP or NPT

**Others:** Available on request

**Working Temperature:** Water up to 80°C (180°F)

**Standard Materials:**

**Body:** Ductile Iron

**Cover:** Steel

**Screen / Basket:** Stainless Steel 304

**Seals:** NBR (Buna N)

**Coating:**

RAL 3002 (Red), Electrostatic Polyester Powder or High Build Epoxy Fusion-Bonded (optional)

**[1] Strainer Body:** Ductile Iron ASTM A536 65-45-12  
Ni.Al. Bronze ASTM B148 C95800  
Cast Steel ASTM A216-WCB

**[2] Strainer Cover:** Ductile Iron ASTM A536 65-45-12  
Ni.Al. Bronze ASTM B148 C95800  
Cast Steel ASTM A216-WCB

**[3] Nuts & Bolts:** Zinc Plated Steel, Option: St.St. 316

**[4] Screen:** St.St. 304, Option: 316 or Monel

**[5] Body O-ring:** NBR (Buna-N)

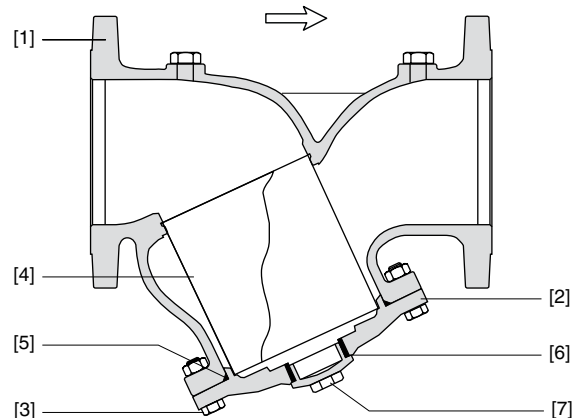
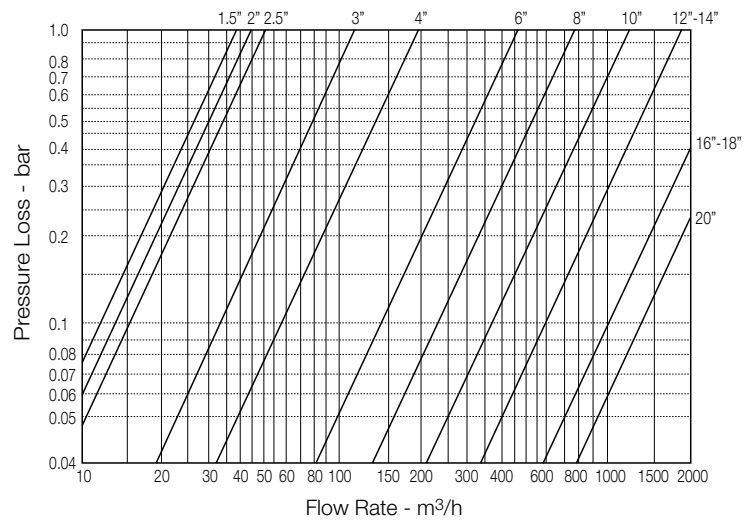
**[6] Plug O-ring:** NBR (Buna-N)

**[7] Blow-off Plug:** Brass, Option: St.St. 316 Or Ni. Al. Bronze<sup>(1)</sup>

### Notes:

(1) Option Drain Ball Valve: St.St. 316  
Or Al. Bronze Ball Valve, PTFE Seals

### Flow Chart



info@bermad.com • www.bermad.com

© Copyright 2007-2012 Bermad CS Ltd. All Rights Reserved. The information contained in this document is subject to change without notice. BERMAD shall not be liable for any errors contained herein. Rev.1 November 2016