

“Y” Control Strainer

The “Y” Strainer with a stainless steel or v screen is used in all BERMAD Water Control Valves, including Deluge Valves, Preaction Valves, Pressure Control Valves, Monitor Valves and Remote Control Valves.

The “Y” Strainer is located at the pressure supply or priming line to protect the control trim components from suspended particles or debris.

Materials

Brass Construction (Fig.1)

- Body: Nickel plated Brass
- Cover: Nickel Plated Brass
- Screen: Stainless Steel
- Gasket: Non-Asbestos Fiber

Stainless Steel Construction (Fig.2)

- Body: Stainless Steel 316
- Cover: Stainless Steel 316
- Screen: Stainless Steel 316
- Gasket: PTFE

NAB Construction (Fig3)

- Body: Al-Bronze ASTM B148 C95800
- Cover: Al-Bronze ASTM B148 C95800
- Screen: Monel 400
- Gasket: Non-Asbestos Fiber

Filter Elements

- 500 micron (35 mesh)

Pressure Rating

- Max working pressure: 25 bar (365 psi)

DN End Connections

- ¼”, ⅜” or ½” NPT (F)

Maintenance

The “Y” Strainer should be cleaned after the first valve operation/start-up and at least quarterly.

The cleaning is done by carefully opening the screwed cover plug, after closing the priming ball valve, and flushing the screen with a stream of water or compressed air.




Fig. 1



Fig. 2


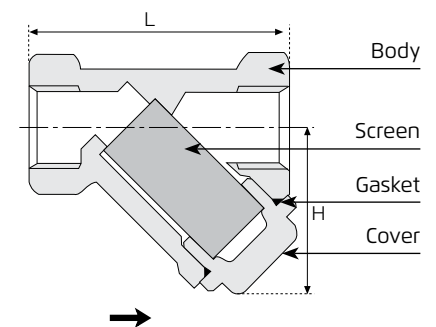


Fig. 3



Note: Images and illustrations are for display only

Dimensions Table

		¼"		⅜"		½"	
		mm	inch	mm	inch	mm	inch
Brass	H	39.5	1 9/16	39.5	1 9/16	39.5	1 9/16
	L	53	2 9/16	53	2 9/16	53	2 1/16
St. St.	H	47	1 7/8	47	1 7/8	50	1
	L	57	2 1/4	57	2 1/4	61	2 7/16
NAB	H	-	-	46	1 13/16	46	1 13/16
	L	-	-	72	2 27/32	72	2 27/32